

Description: PIN 15x15x4 GPS Patch Antenna

PART NUMBER: ANT1515B00DT1575S

Features:

- Size : 15.0x15.0x4.0 mm
- High radiation efficiency
- Pin-solder process
- RoHS compliant

Applications:

- Navigation device
- Telematics box
- Fleet management

ELECTRICAL SPECIFICATIONS

Description	VALUE
Dimension	15.0×15.0×4.0 mm ³
Centre Frequency	1580± 3 MHz
Bandwidth	6 MHz (Typ.)
Gain	2.0 dBic (Typ.)
VSWR	2.0 Max.
Polarization	Right Hand Circular Polarization
Axis Ratio	≤ 3 dB
Beam Width	> 120 degrees
Impedance	50Ω
Operating Temperature	-40~105 °C

NOTE

1. Based on 40×40 mm² square ground plane.
2. Centre frequency will be offset to working frequency while changes of customer's housing and ground plane.
3. Please contact local sales if you need customized design to gain optimum antenna performance.

In the effort to improve our products, we reserve the right to make changes judged to be necessary.

CONFIDENTIAL AND PROPRIETARY INFORMATION

This document contains confidential and proprietary information of Pulse Electronics, Inc. (Pulse) and is protected by copyright, trade secret and other state and federal laws. Its receipt or possession does not convey any rights to reproduce, disclose its contents, or to manufacture, use or sell anything it may describe. Reproduction, disclosure or use without specific written authorization of Pulse is strictly forbidden.

For more information:



Pulse Worldwide Headquarters
15255 Innovation Drive #100
San Diego, CA 92128
USA
Tel:1-858-674-8100

Pulse/Larsen Antennas
18110 SE 34th St Bldg 2 Suite 250
Vancouver, WA 98683
USA
Tel: 1-360-944-7551

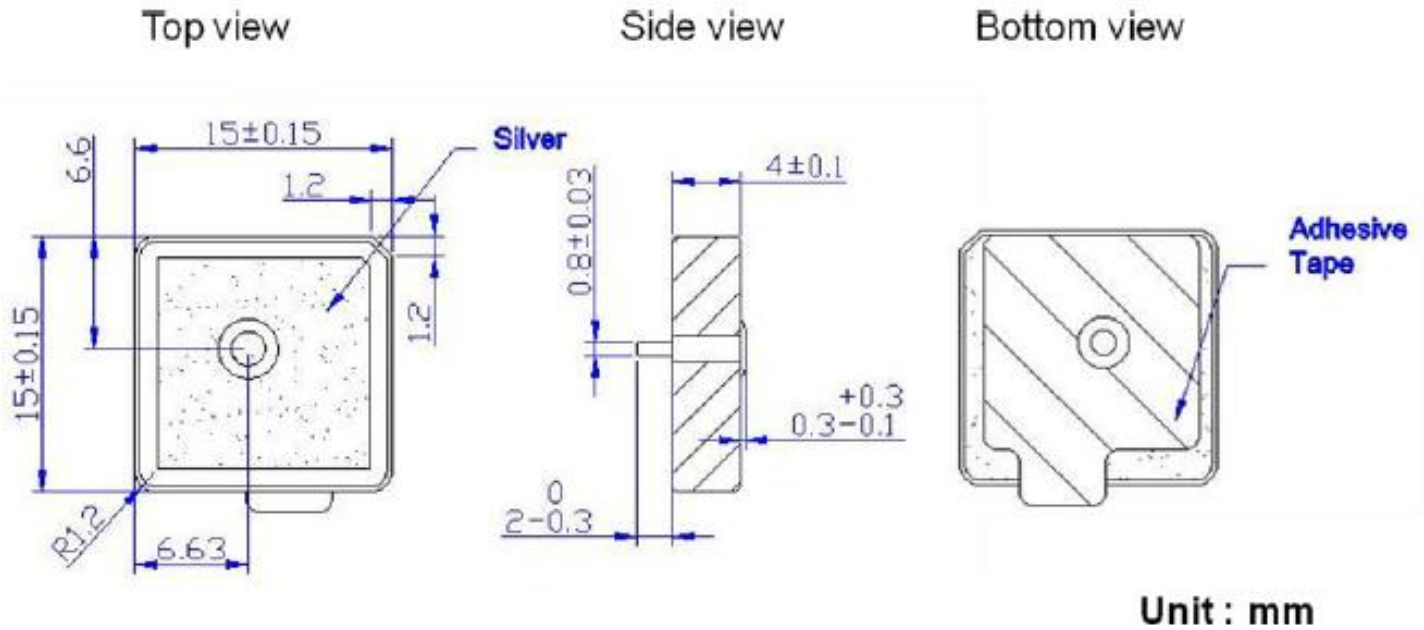
Europe Headquarters
Pulse GmbH & Do, KG
Zeppelinstrasse 15
Herrenberg, Germany
Tel: 49 7032 7806 0

Pulse (Suzhou) Wireless Products Co, Inc.
99 Huo Ju Road(#29 Bldg,4th Phase
Suzhou New District
Jiangsu Province, Suzhou 215009 PR China
Tel: 86 512 6807 9998

Description: PIN 15x15x4 GPS Patch Antenna

PART NUMBER: ANT1515B00DT1575S

ELECTRICAL SPECIFICATIONS



Mechanical Data

In the effort to improve our products, we reserve the right to make changes judged to be necessary.

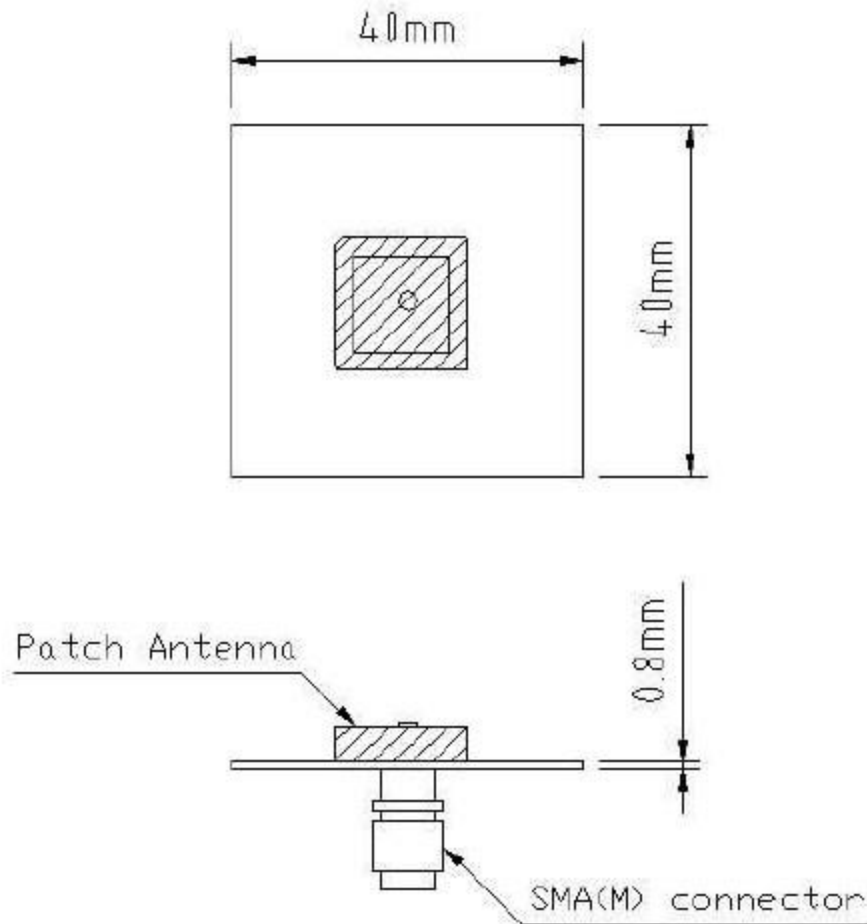
CONFIDENTIAL AND PROPRIETARY INFORMATION

This document contains confidential and proprietary information of Pulse Electronics, Inc. (Pulse) and is protected by copyright, trade secret and other state and federal laws. Its receipt or possession does not convey any rights to reproduce, disclose its contents, or to manufacture, use or sell anything it may describe. Reproduction, disclosure or use without specific written authorization of Pulse is strictly forbidden.

Description: PIN 15x15x4 GPS Patch Antenna

PART NUMBER: ANT1515B00DT1575S

ELECTRICAL SPECIFICATIONS



Ground Plane Size: 40*40 mm²

Evaluation Board

In the effort to improve our products, we reserve the right to make changes judged to be necessary.

CONFIDENTIAL AND PROPRIETARY INFORMATION

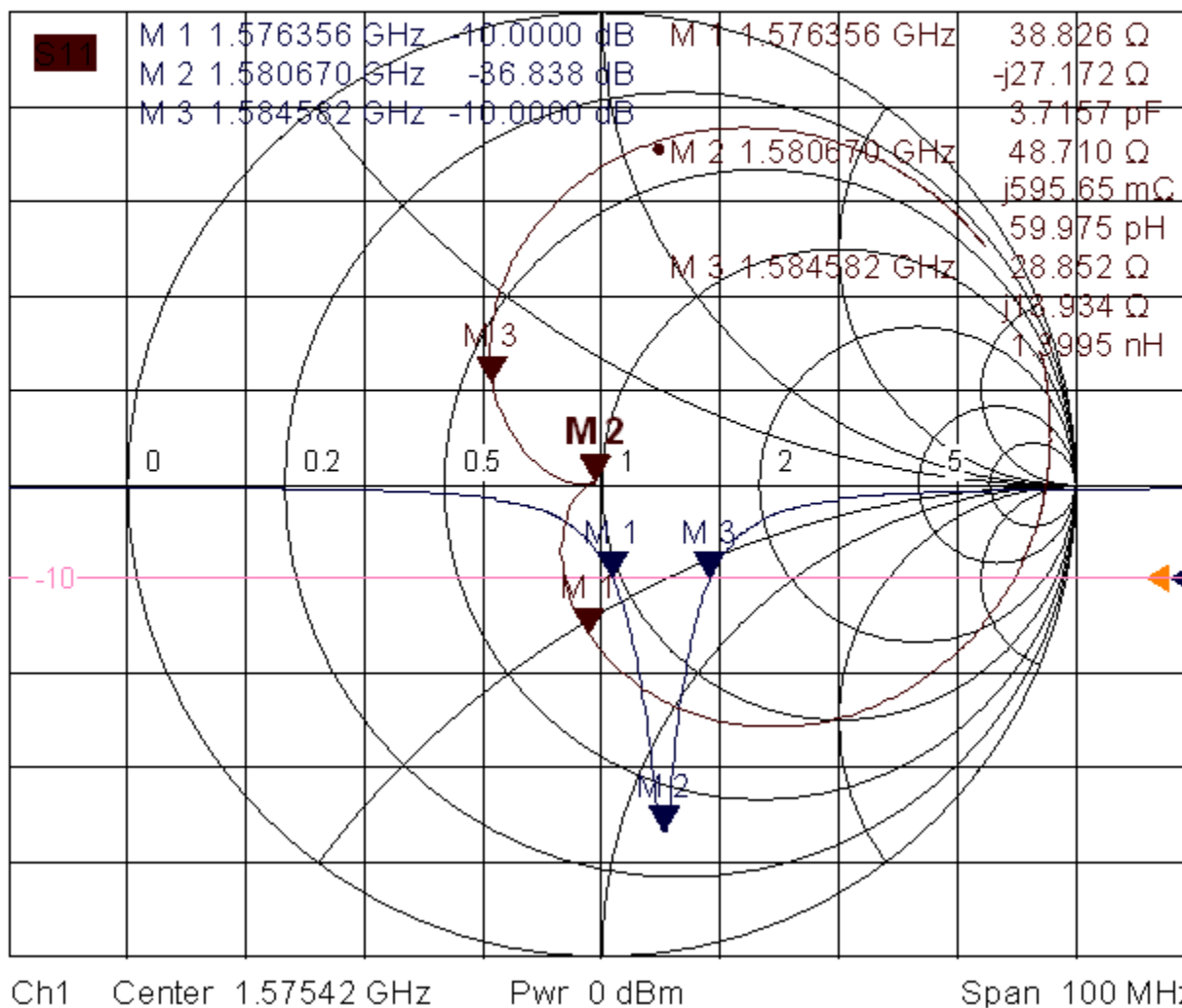
This document contains confidential and proprietary information of Pulse Electronics, Inc. (Pulse) and is protected by copyright, trade secret and other state and federal laws. Its receipt or possession does not convey any rights to reproduce, disclose its contents, or to manufacture, use or sell anything it may describe. Reproduction, disclosure or use without specific written authorization of Pulse is strictly forbidden.

Description: PIN 15x15x4 GPS Patch Antenna

PART NUMBER: ANT1515B00DT1575S

ELECTRICAL SPECIFICATIONS

Trc1	S11	dB Mag	10 dB / Ref-10 dB	Cal	1 of 1 (Max)
Trc2	S11	Smith	Ref1 U	Cal	
Mem3[Trc1]	S11	dB Mag	10 dB / Ref-10 dB	Invisible	
Mem4[Trc2]	S11	Smith	Ref1 U	Invisible	



Return loss

In the effort to improve our products, we reserve the right to make changes judged to be necessary.

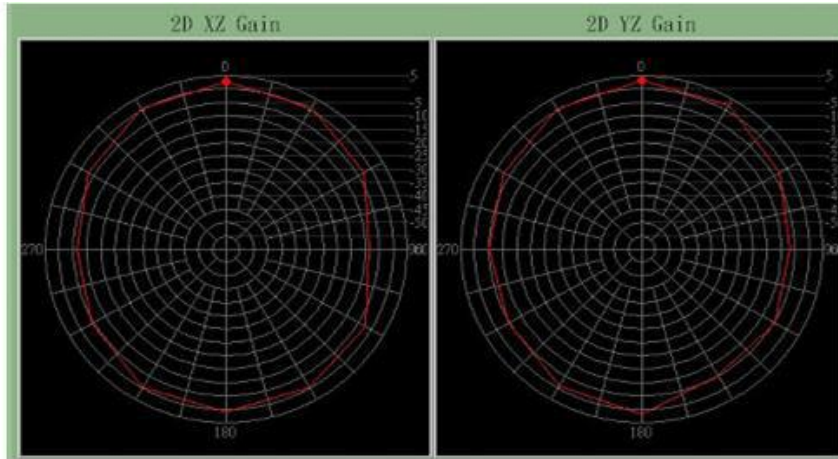
CONFIDENTIAL AND PROPRIETARY INFORMATION

This document contains confidential and proprietary information of Pulse Electronics, Inc. (Pulse) and is protected by copyright, trade secret and other state and federal laws. Its receipt or possession does not convey any rights to reproduce, disclose its contents, or to manufacture, use or sell anything it may describe. Reproduction, disclosure or use without specific written authorization of Pulse is strictly forbidden.

Description: PIN 15x15x4 GPS Patch Antenna

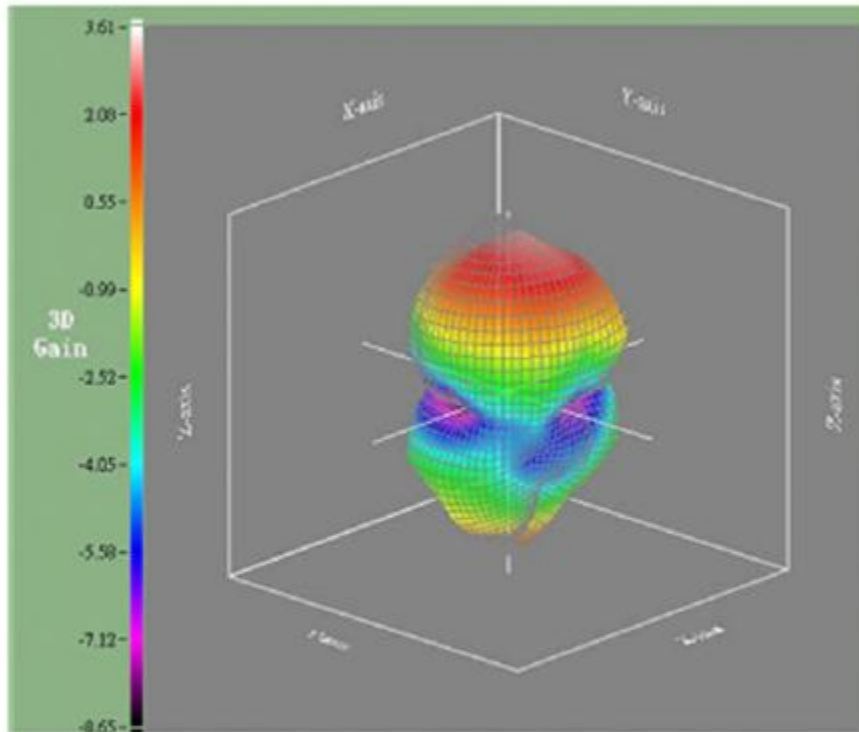
PART NUMBER: ANT1515B00DT1575S

ELECTRICAL SPECIFICATIONS



2D x-z plane pattern

2D y-z plane pattern



3D radiation pattern

Radiation Pattern

In the effort to improve our products, we reserve the right to make changes judged to be necessary.

CONFIDENTIAL AND PROPRIETARY INFORMATION

This document contains confidential and proprietary information of Pulse Electronics, Inc. (Pulse) and is protected by copyright, trade secret and other state and federal laws. Its receipt or possession does not convey any rights to reproduce, disclose its contents, or to manufacture, use or sell anything it may describe. Reproduction, disclosure or use without specific written authorization of Pulse is strictly forbidden.

Description: PIN 15x15x4 GPS Patch Antenna

PART NUMBER: ANT1515B00DT1575S

REVISION HISTORY

Revision	Date	Description
Version 1	Nov. 24, 2020	- New issue

In the effort to improve our products, we reserve the right to make changes judged to be necessary.

CONFIDENTIAL AND PROPRIETARY INFORMATION

This document contains confidential and proprietary information of Pulse Electronics, Inc. (Pulse) and is protected by copyright, trade secret and other state and federal laws. Its receipt or possession does not convey any rights to reproduce, disclose its contents, or to manufacture, use or sell anything it may describe. Reproduction, disclosure or use without specific written authorization of Pulse is strictly forbidden.

