

Description: 7020 2.4-2.5GHz Chip Antenna

PART NUMBER: ANT7020LL05R2400A

Features:

- Size : 7.00x2.00x0.75 mm
- Omni-directional radiation
- Tape & reel automatic mounting
- Reflow process compatible
- RoHS compliant

Applications:

- 2.4 GHz WiFi device
- Bluetooth gadget
- Zigbee devic
- ISM band equipment

ELECTRICAL SPECIFICATIONS

Working Frequency	2.45 GHz
Bandwidth	500 MHz(Typ.)
Return Loss	10 dB Max.
Polarization	Linear
Azimuth Beamwidth	Omni-directional
Peak Gain	2.62 dBi (Typ.)
Impedance	50 Ω
Operating Temperature	- 40~105 °C
Maximum Power	1 W
Termination	Ni / Sn (Environmentally-Friendly Leadless)
Resistance to Soldering Heats	260°C , 10sec.

NOTE
1. The specification is defined on Pulse evaluation board

In the effort to improve our products, we reserve the right to make changes judged to be necessary.

CONFIDENTIAL AND PROPRIETARY INFORMATION

This document contains confidential and proprietary information of Pulse Electronics, Inc. (Pulse) and is protected by copyright, trade secret and other state and federal laws. Its receipt or possession does not convey any rights to reproduce, disclose its contents, or to manufacture, use or sell anything it may describe. Reproduction, disclosure or use without specific written authorization of Pulse is strictly forbidden.

For more information:

Pulse Worldwide Headquarters
15255 Innovation Drive #100
San Diego, CA 92128
USA
Tel:1-858-674-8100

Pulse/Larsen Antennas
18110 SE 34th St Bldg 2 Suite 250
Vancouver, WA 98683
USA
Tel: 1-360-944-7551

Europe Headquarters
Pulse GmbH & Do, KG
Zeppelinstrasse 15
Herrenberg, Germany
Tel: 49 7032 7806 0

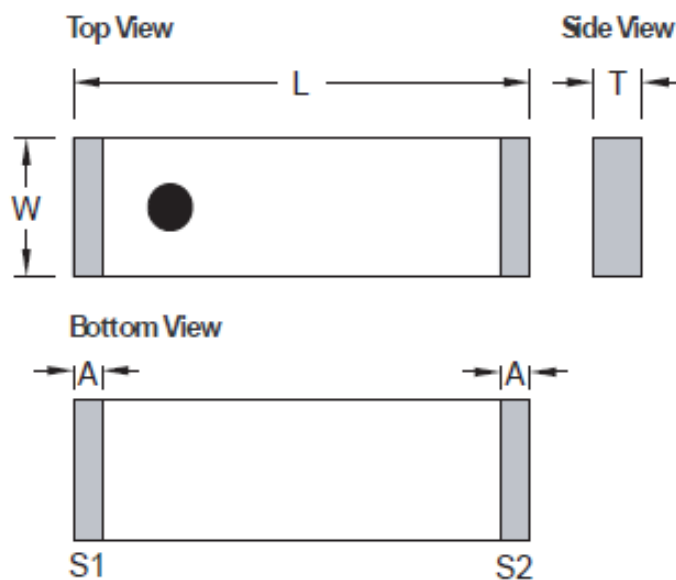
Pulse (Suzhou) Wireless Products Co, Inc.
99 Huo Ju Road(#29 Bldg,4th Phase
Suzhou New District
Jiangsu Province, Suzhou 215009 PR China
Tel: 86 512 6807 9998



Description: 7020 2.4-2.5GHz Chip Antenna

PART NUMBER: ANT7020LL05R2400A

MECHANICAL DRAWING



	Dimension
L (mm)	7.00 ±0.20
W (mm)	2.00 ±0.20
T (mm)	0.75 ±0.20
A (mm)	0.45 ±0.20

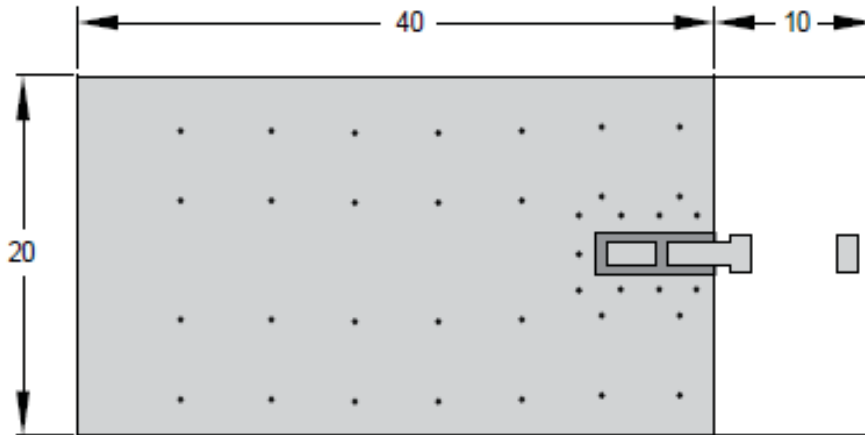
Terminal name	Function
S1	Feeding Point
S2	Soldering Point

YNH00120

Description: 7020 2.4-2.5GHz Chip Antenna

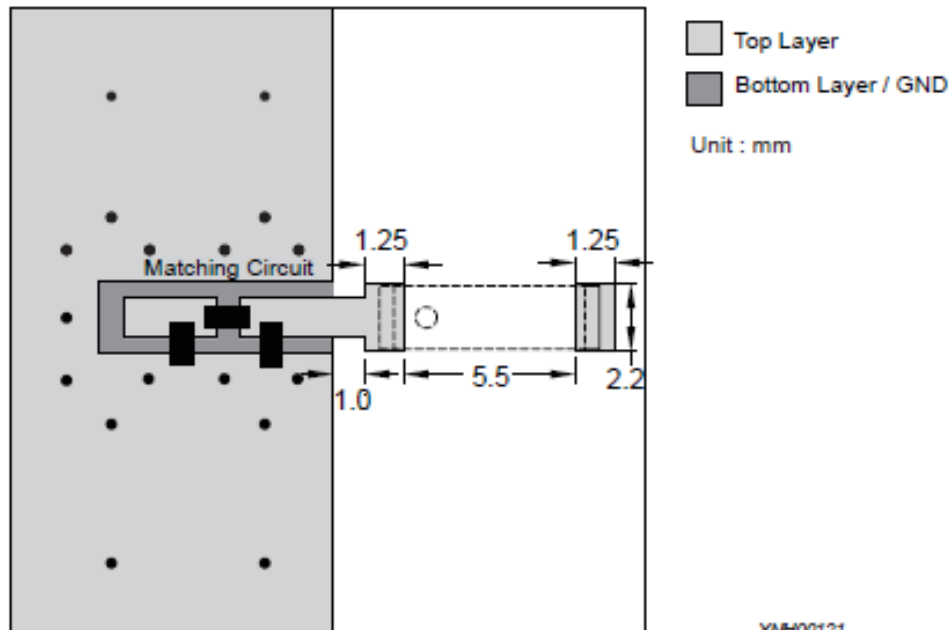
PART NUMBER: ANT7020LL05R2400A

REFERENCE DESIGN OF EVALUATION BOARD



Outlook and dimension of evaluation board

Unit : mm



YNH00121

Details of soldering Pad

In the effort to improve our products, we reserve the right to make changes judged to be necessary.

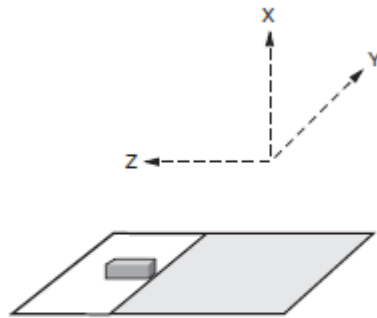
CONFIDENTIAL AND PROPRIETARY INFORMATION

This document contains confidential and proprietary information of Pulse Electronics, Inc. (Pulse) and is protected by copyright, trade secret and other state and federal laws. Its receipt or possession does not convey any rights to reproduce, disclose its contents, or to manufacture, use or sell anything it may describe. Reproduction, disclosure or use without specific written authorization of Pulse is strictly forbidden.

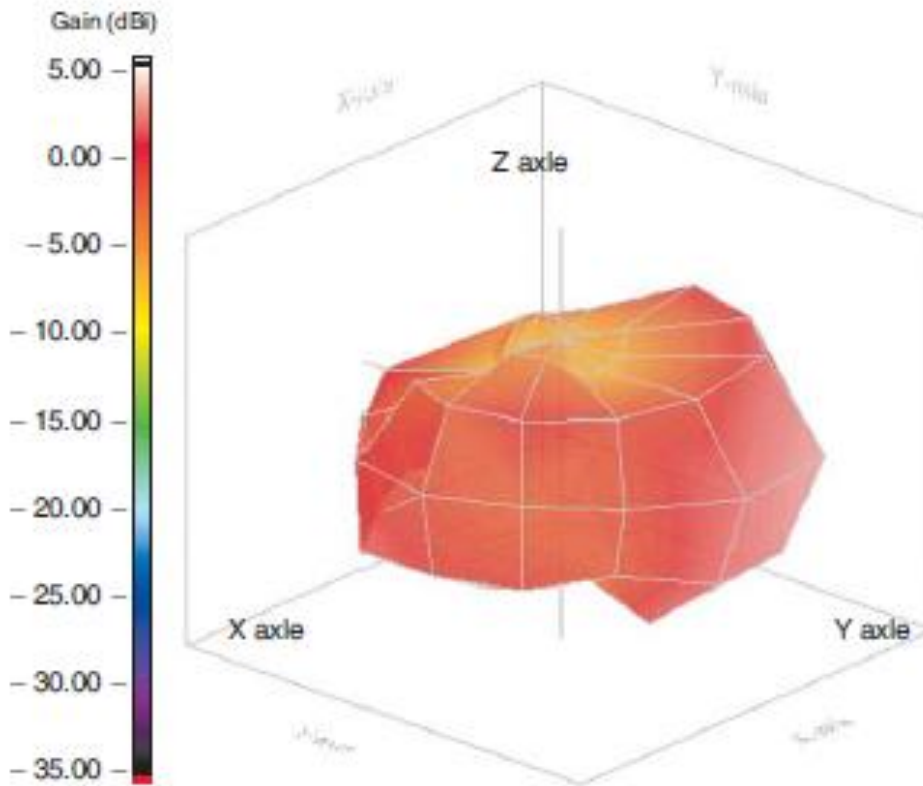
Description: 7020 2.4-2.5GHz Chip Antenna

PART NUMBER: ANT7020LL05R2400A

REFERENCE DESIGN OF EVALUATION BOARD



Evaluation board and XYZ direction



Frequency= 2.45 GHz
 Max gain = 2.62 dBi, at (90,120)
 MEG (mean effective gain)= -2.28 dBi
 Directivity (dB) = 3.67
 Efficiency = -1.05 dB, 78.49%

YNH00123

Radiation pattern

In the effort to improve our products, we reserve the right to make changes judged to be necessary.

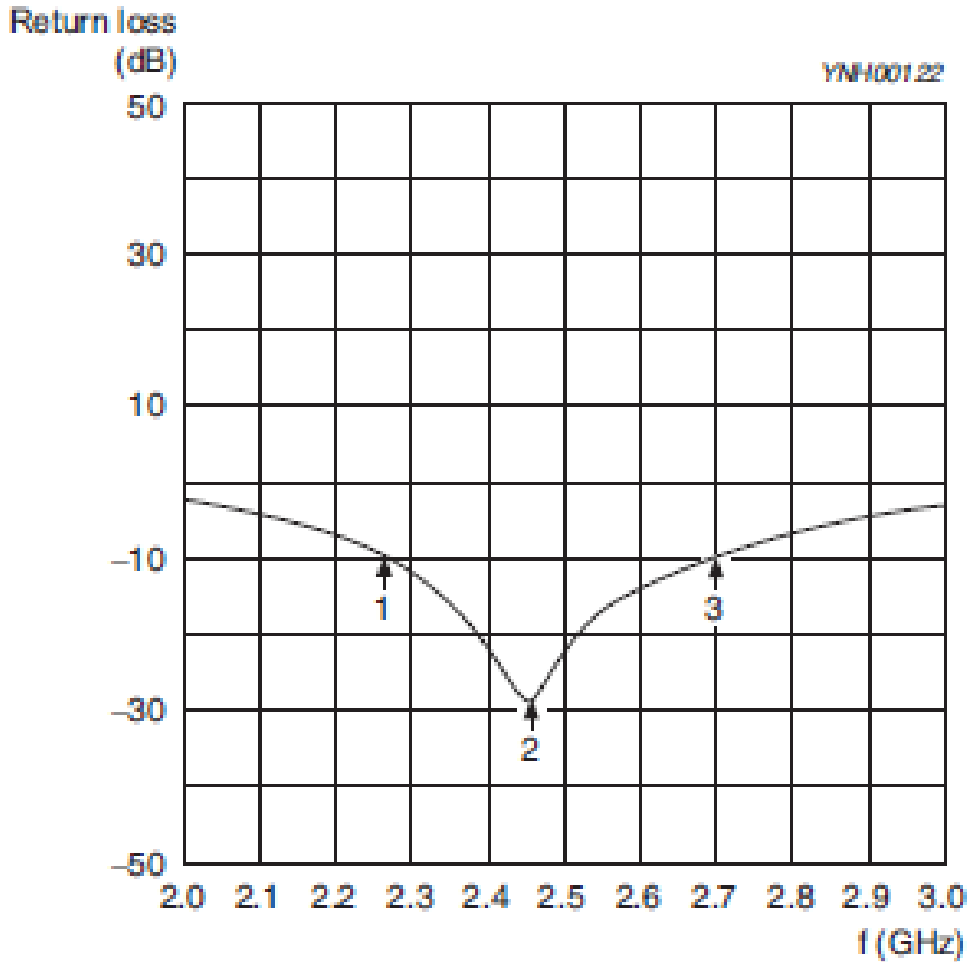
CONFIDENTIAL AND PROPRIETARY INFORMATION

This document contains confidential and proprietary information of Pulse Electronics, Inc. (Pulse) and is protected by copyright, trade secret and other state and federal laws. Its receipt or possession does not convey any rights to reproduce, disclose its contents, or to manufacture, use or sell anything it may describe. Reproduction, disclosure or use without specific written authorization of Pulse is strictly forbidden.

Description: 7020 2.4-2.5GHz Chip Antenna

PART NUMBER: ANT7020LL05R2400A

ELECTRICAL PERFORMANCES



YNH001.22

Maker data
2.27GHz, -10dB
2.45GHz, -28.3dB
2.69GHz, -10dB

Return loss

In the effort to improve our products, we reserve the right to make changes judged to be necessary.

CONFIDENTIAL AND PROPRIETARY INFORMATION

This document contains confidential and proprietary information of Pulse Electronics, Inc. (Pulse) and is protected by copyright, trade secret and other state and federal laws. Its receipt or possession does not convey any rights to reproduce, disclose its contents, or to manufacture, use or sell anything it may describe. Reproduction, disclosure or use without specific written authorization of Pulse is strictly forbidden.

Description: 7020 2.4-2.5GHz Chip Antenna

PART NUMBER: ANT7020LL05R2400A

REVISION HISTORY

Revision	Date	Description
Version 1	Nov. 20, 2020	- New issue

In the effort to improve our products, we reserve the right to make changes judged to be necessary.

CONFIDENTIAL AND PROPRIETARY INFORMATION

This document contains confidential and proprietary information of Pulse Electronics, Inc. (Pulse) and is protected by copyright, trade secret and other state and federal laws. Its receipt or possession does not convey any rights to reproduce, disclose its contents, or to manufacture, use or sell anything it may describe. Reproduction, disclosure or use without specific written authorization of Pulse is strictly forbidden.