

**Power Inductor AWWH Series**

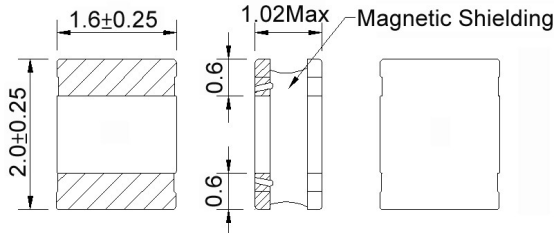
**Automotive  
AEC-Q200**

RoHS Compliant  
Halogen Free  
REACH Compliant

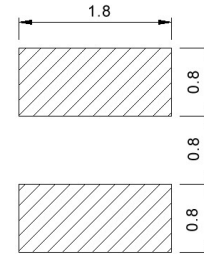


**Part Numbering**

A	WVH	00	252012	1R0	M	00
Grade	Series Name	Control Code	Dimensions Code (mm)	Inductance (uH)	Tolerance	Internal Code
			201610 2.0x1.6x1.02	R47 0.47	M ±20%	00 General
			252010 2.5x2.0x1.0	1R0 1.0	T ±30%	H1 High Current
			252012 2.5x2.0x1.2	101 100		
			404030 4.0x4.0x3.0			

**AWVH00201610-H1 Type**
**■ Dimensions**


unit:mm

**■ Recommended Land Pattern**


unit:mm

**■ Electrical Characteristics**

Part No.	Inductance (uH)	Test Freq.	RDC (Ω)±30%	Isat(A) Typ.(Max)	Irms(A) Typ.(Max)	Tolerance (±%)
AWVH00201610R24□H1	0.24	1MHz,200mV	0.048	3.70(3.30)	2.50(2.10)	20,30
AWVH00201610R33□H1	0.33	1MHz,200mV	0.048	3.40(3.00)	2.50(2.10)	20,30
AWVH00201610R47□H1	0.47	1MHz,200mV	0.072	2.90(2.60)	2.10(1.80)	20,30
AWVH00201610R56□H1	0.56	1MHz,200mV	0.072	2.70(2.40)	2.10(1.80)	20,30
AWVH00201610R68□H1	0.68	1MHz,200mV	0.092	2.50(2.20)	1.80(1.50)	20,30
AWVH002016101R0□H1	1.0	1MHz,200mV	0.110	2.20(2.00)	1.50(1.20)	20,30
AWVH002016102R2□H1	2.2	1MHz,200mV	0.205	1.40(1.20)	1.15(0.97)	20,30
AWVH002016103R3□H1	3.3	1MHz,200mV	0.380	1.05(0.94)	0.90(0.80)	20,30
AWVH002016104R7□H1	4.7	1MHz,200mV	0.520	0.90(0.80)	0.80(0.68)	20,30
AWVH00201610100□H1	10	1MHz,200mV	1.100	0.62(0.55)	0.45(0.38)	20,30

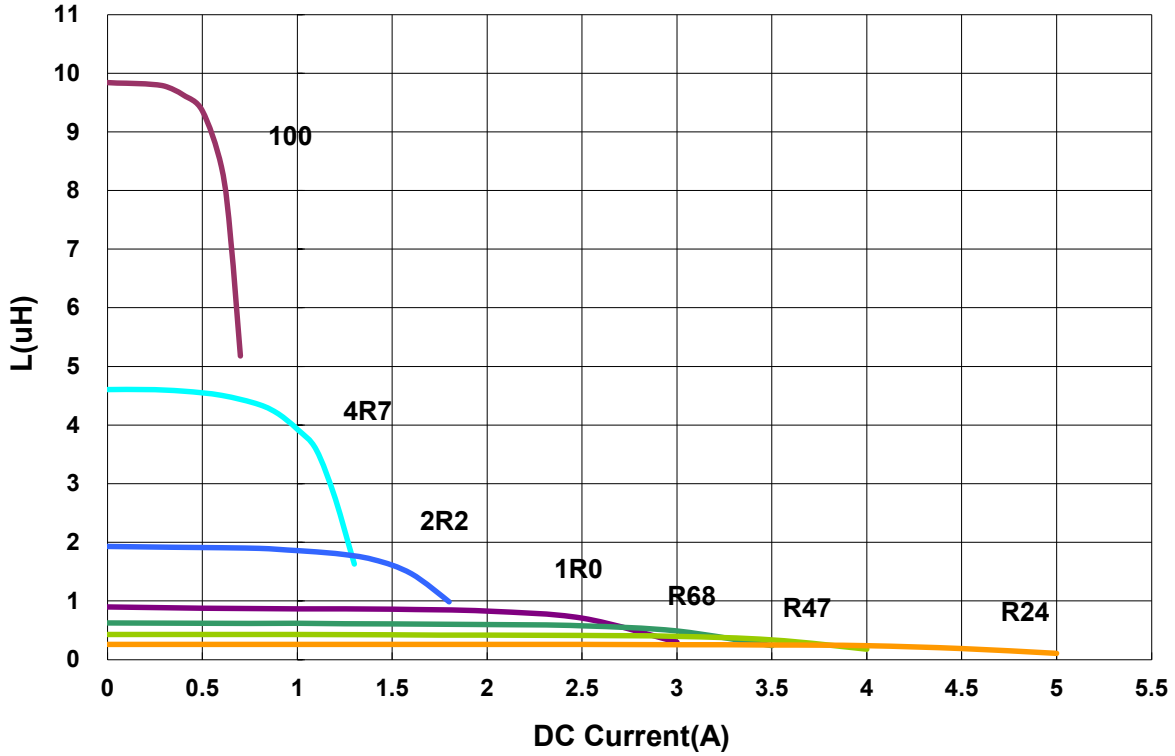
**Note: When ordering, please specify tolerance code. Tolerance: M=±20% / T=±30%**

- Operating temperature range -40°C ~ 125°C (Including self - temperature rise)
- Isat for Inductance drop 30% from its value without current
- Irms for a 40°C temperature rise from 25°C ambient with current
- Measure Equipment:  
 L: HP4285A+HP42841A  
 RDC: DIGITAL MILLINHM METER CHROMA 16502, or equivalent  
 Isat: Agilent HP4284A  
 Irms: Agilent HP4284A

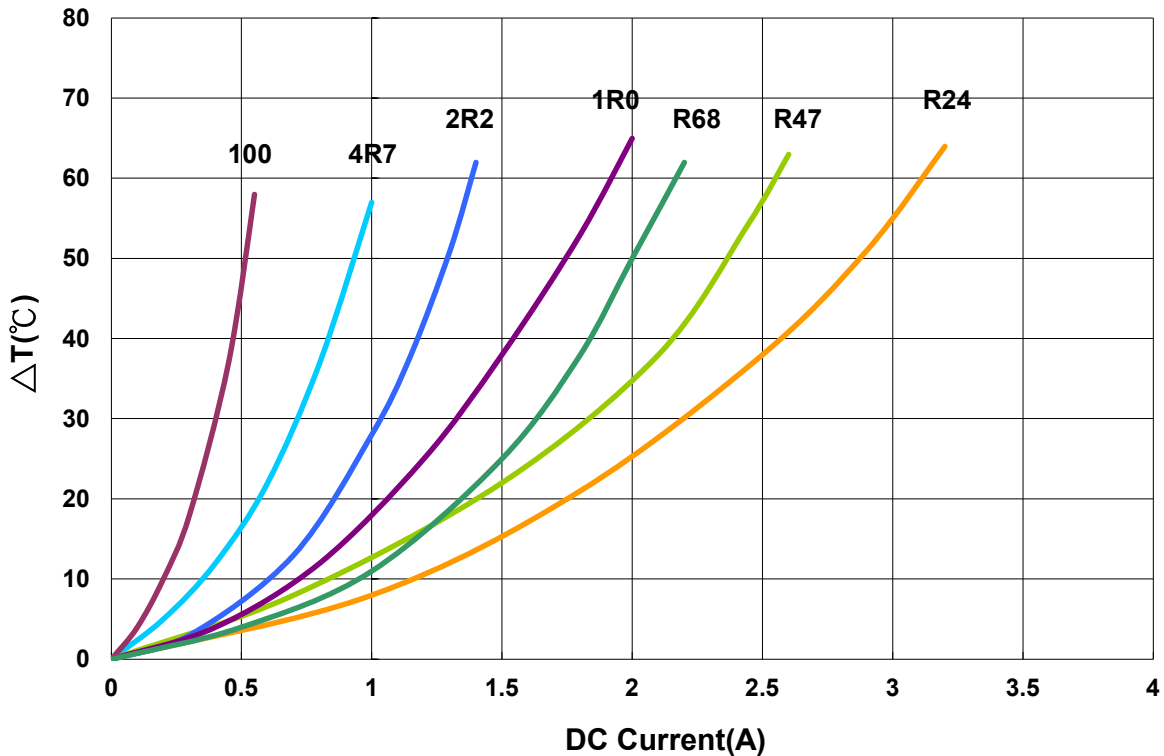
**AWVH00201610-H1 Type**

**Characteristics Graph**

**Inductance vs. DC Current**



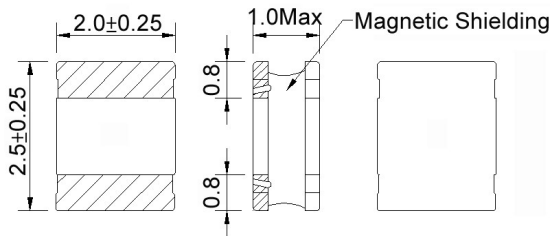
**Temperature Change vs. DC Current**



Please be sure to request approval specifications that provide further details of the products. Kindly note that the content of these specifications are subject to change or may be discontinued without prior notice. This product may not be designed/used in medical or high risk applications without Chilisin approval. Please contact our sales department before ordering.

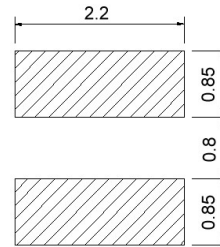
**AWVH00252010-H1 Type**

**Dimensions**



unit:mm

**Recommended Land Pattern**



unit:mm

**Electrical Characteristics**

Part No.	Inductance (uH)	Test Freq.	RDC (Ω)±30%	Isat(A) Typ.(Max)	Irms(A) Typ.(Max)	Tolerance (±%)
AWVH00252010R24□H1	0.24	1MHz,200mV	0.030	4.70(4.20)	3.60(3.00)	20,30
AWVH00252010R47□H1	0.47	1MHz,200mV	0.043	3.30(2.90)	2.70(2.30)	20,30
AWVH00252010R68□H1	0.7	1MHz,200mV	0.062	2.80(2.00)	2.30(1.90)	20,30
AWVH002520101R0□H1	1	1MHz,200mV	0.080	2.30(2.00)	1.90(1.60)	20,30
AWVH002520102R2□H1	2.2	1MHz,200mV	0.135	1.60(1.40)	1.40(1.10)	20,30
AWVH002520104R7□H1	4.7	1MHz,200mV	0.330	1.00(0.90)	0.85(0.72)	20,30
AWVH00252010100□H1	10	1MHz,200mV	0.670	0.72(0.64)	0.58(0.49)	20,30

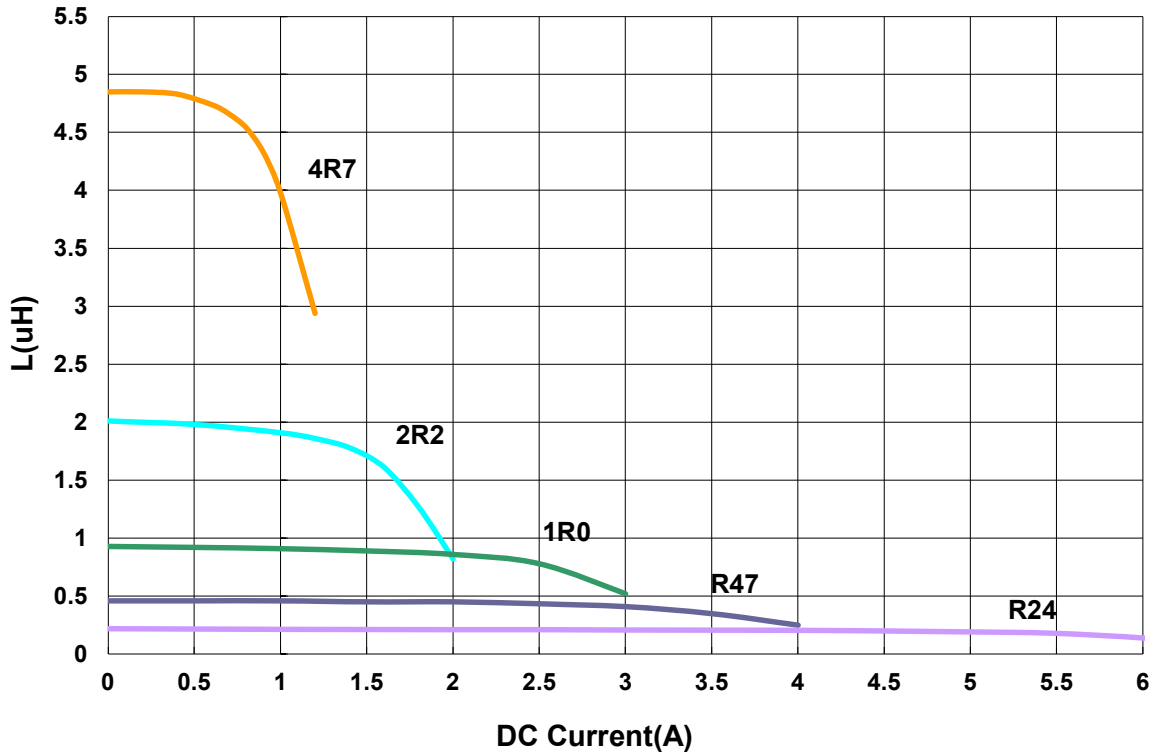
**Note: When ordering, please specify tolerance code. Tolerance: M=±20% / T=±30%**

1. Operating temperature range -40°C ~ 125°C (Including self - temperature rise)
2. Isat for Inductance drop 30% from its value without current
3. I rms for a 40°C temperature rise from 25°C ambient with current
4. Measure Equipment:  
 L: HP4285A+HP42841A  
 RDC: DIGITAL MILLINHM METER CHROMA 16502, or equivalent  
 Isat: Agilent HP4284A  
 I rms: Agilent HP4284A

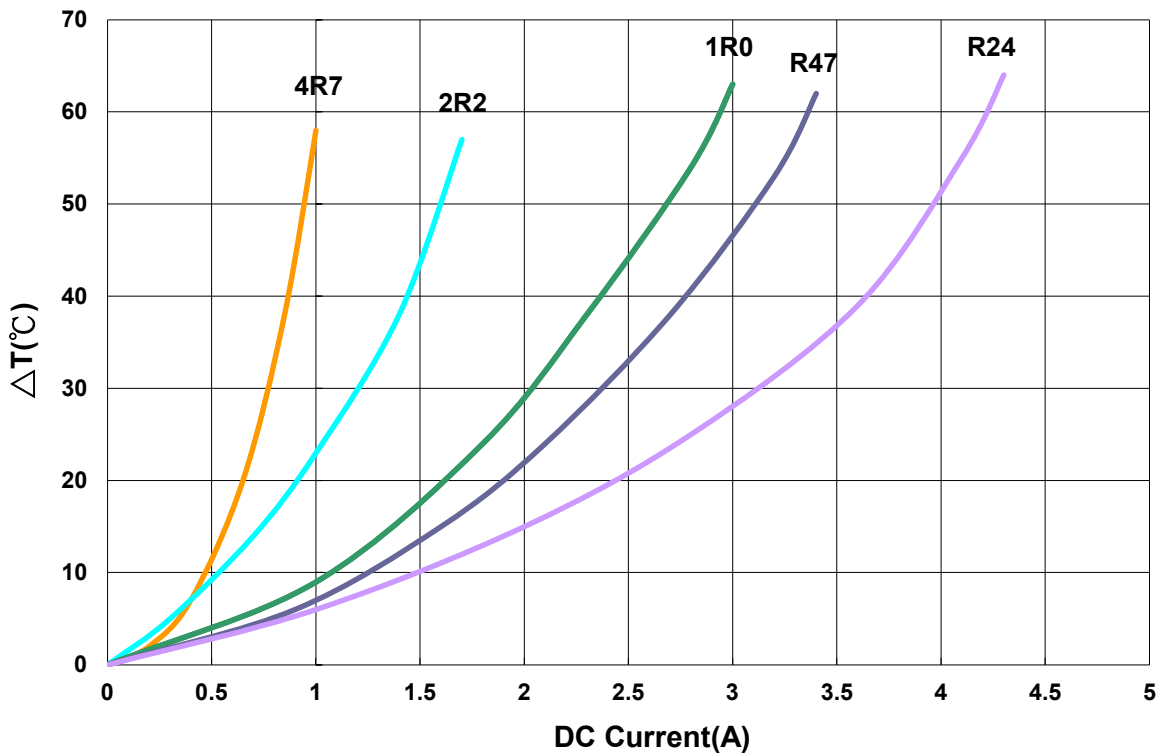
**AWVH00252010-H1 Type**

**Characteristics Graph**

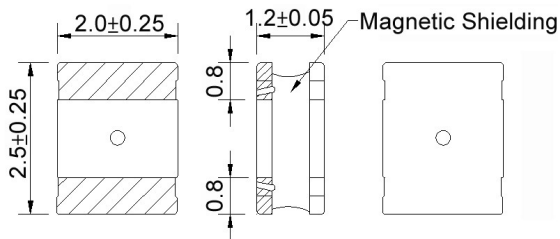
**Inductance vs. DC Current**



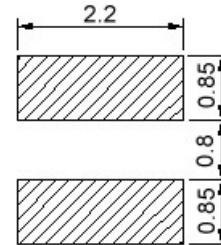
**Temperature Change vs. DC Current**



Please be sure to request approval specifications that provide further details of the products. Kindly note that the content of these specifications are subject to change or may be discontinued without prior notice. This product may not be designed/used in medical or high risk applications without Chilisin approval. Please contact our sales department before ordering.

**AWVH00252012-H1 Type**
**■ Dimensions**


unit:mm

**■ Recommended Land Pattern**


unit:mm

**■ Electrical Characteristics**

Part No.	Inductance (uH)	Test Freq.	RDC (Ω)±30%	Isat(A) Typ.(Max)	Irms(A) Typ.(Max)	Tolerance (±%)
AWVH00252012R47□H1	0.47	1MHz,200mV	0.031	4.10(3.60)	3.10(2.60)	20,30
AWVH00252012R68□H1	0.68	1MHz,200mV	0.031	3.10(2.70)	3.10(2.60)	20,30
AWVH002520121R0□H1	1.0	1MHz,200mV	0.049	3.20(2.80)	3.00(2.50)	20,30
AWVH002520121R5□H1	1.5	1MHz,200mV	0.088	2.30(2.00)	2.20(1.80)	20,30
AWVH002520122R2□H1	2.2	1MHz,200mV	0.099	2.20(1.90)	2.00(1.70)	20,30
AWVH002520123R3□H1	3.3	1MHz,200mV	0.190	1.40(1.20)	1.20(1.00)	20,30
AWVH002520124R7□H1	4.7	1MHz,200mV	0.235	1.30(1.10)	1.10(0.93)	20,30
AWVH00252012100□H1	10	1MHz,200mV	0.510	0.92(0.82)	0.80(0.68)	20,30

**Note: When ordering, please specify tolerance code. Tolerance: M=±20% / T=±30%**

- Operating temperature range -40°C ~ 125°C (Including self - temperature rise)
- Isat for Inductance drop 30% from its value without current
- Irms for a 40°C temperature rise from 25°C ambient with current
- Measure Equipment:

L: HP4285A+HP42841A

RDC: DIGITAL MILLINHM METER CHROMA 16502, or equivalent

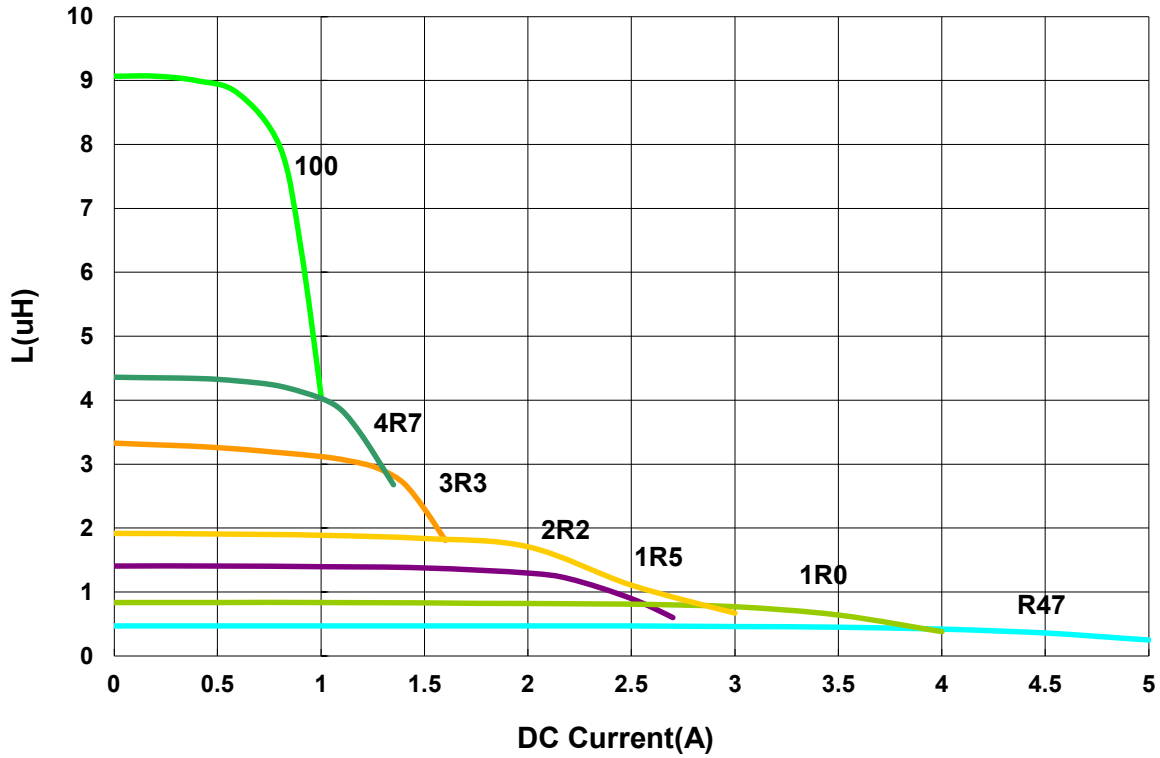
Isat: Agilent HP4284A

Irms: Agilent HP4284A

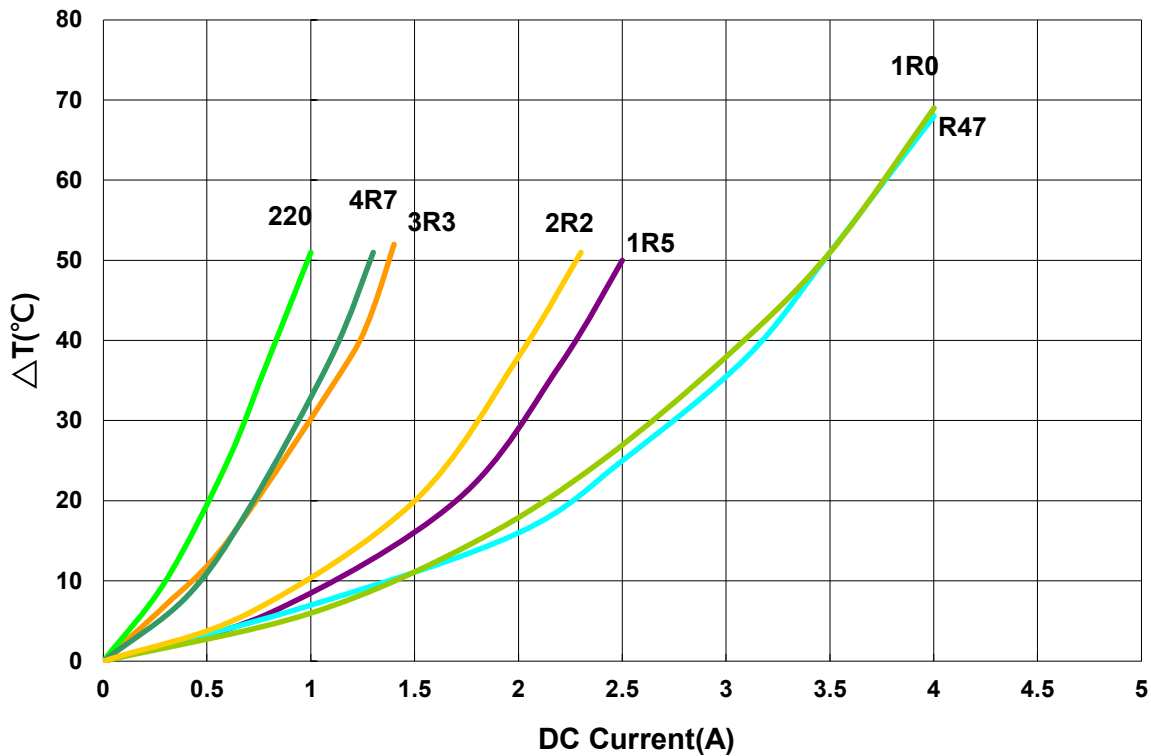
**AWVH00252012-H1 Type**

**Characteristics Graph**

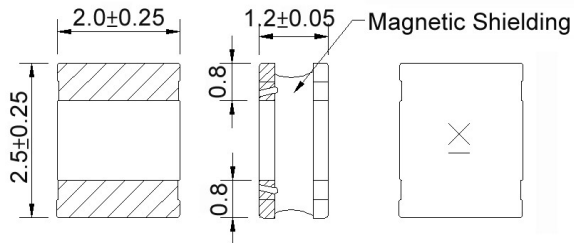
**Inductance vs. DC Current**



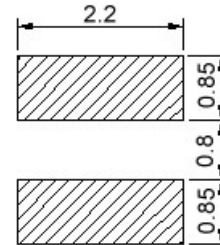
**Temperature Change vs. DC Current**



Please be sure to request approval specifications that provide further details of the products. Kindly note that the content of these specifications are subject to change or may be discontinued without prior notice. This product may not be designed/used in medical or high risk applications without Chilisin approval. Please contact our sales department before ordering.

**AWVH00252012 Type**
**■ Dimensions**


unit:mm

**■ Recommended Land Pattern**


unit:mm

**■ Electrical Characteristics**

Part No.	Inductance (uH)	Test Freq.	RDC (Ω)±30%	Isat(A) Typ.(Max)	Irms(A) Typ.(Max)	Tolerance (±%)	Marking
AWVH00252012R24□00	0.24	1MHz,200mV	0.021	4.70(4.20)	3.80(3.20)	20,30	E
AWVH00252012R33□00	0.33	1MHz,200mV	0.027	4.20(3.70)	3.00(2.50)	20,30	G
AWVH00252012R47□00	0.47	1MHz,200mV	0.027	3.60(3.30)	3.00(2.50)	20,30	J
AWVH00252012R50□00	0.50	1MHz,200mV	0.027	3.60(3.30)	3.00(2.50)	20,30	D
AWVH00252012R68□00	0.68	1MHz,200mV	0.036	2.90(2.60)	2.80(2.30)	20,30	H
AWVH002520121R0□00	1.0	1MHz,200mV	0.037	2.70(2.40)	2.60(2.20)	20,30	A
AWVH002520121R5□00	1.5	1MHz,200mV	0.075	2.20(1.90)	1.90(1.60)	20,30	I
AWVH002520122R2□00	2.2	1MHz,200mV	0.080	1.90(1.80)	1.80(1.50)	20,30	B
AWVH002520124R7□00	4.7	1MHz,200mV	0.195	1.20(1.00)	1.10(0.93)	20,30	C
AWVH00252012100□00	10	1MHz,200mV	0.400	0.90(0.78)	0.80(0.68)	20,30	F
AWVH00252012330□00	33	1MHz,200mV	1.550	0.43(0.38)	0.38(0.34)	20,30	L
AWVH00252012470□00	47	1MHz,200mV	1.700	0.39(0.35)	0.34(0.30)	20,30	K

**Note: When ordering, please specify tolerance code. Tolerance: M=±20% / T=±30%**

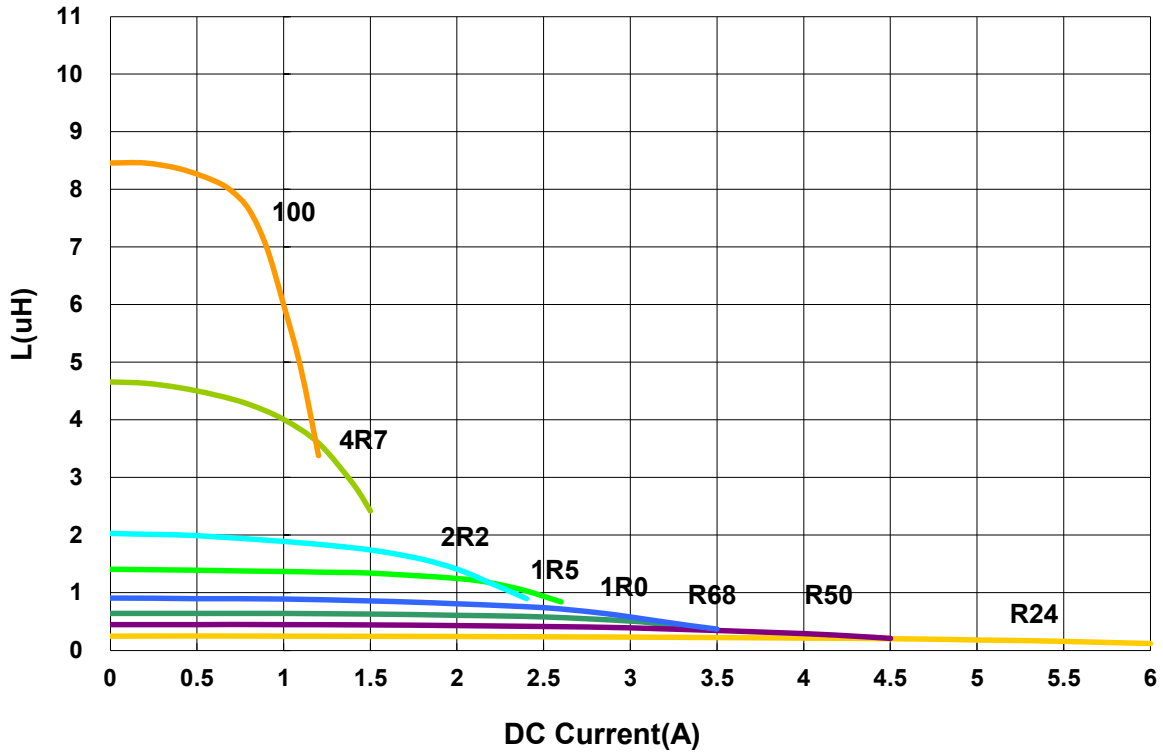
1. Operating temperature range -40°C ~ 125°C (Including self - temperature rise)
2. Isat for Inductance drop 30% from its value without current
3. I rms for a 40°C temperature rise from 25°C ambient with current
4. Measure Equipment:  
 L: HP4285A+HP42841A  
 RDC: DIGITAL MILLINHM METER CHROMA 16502, or equivalent  
 Isat: Agilent HP4284A  
 I rms: Agilent HP4284A



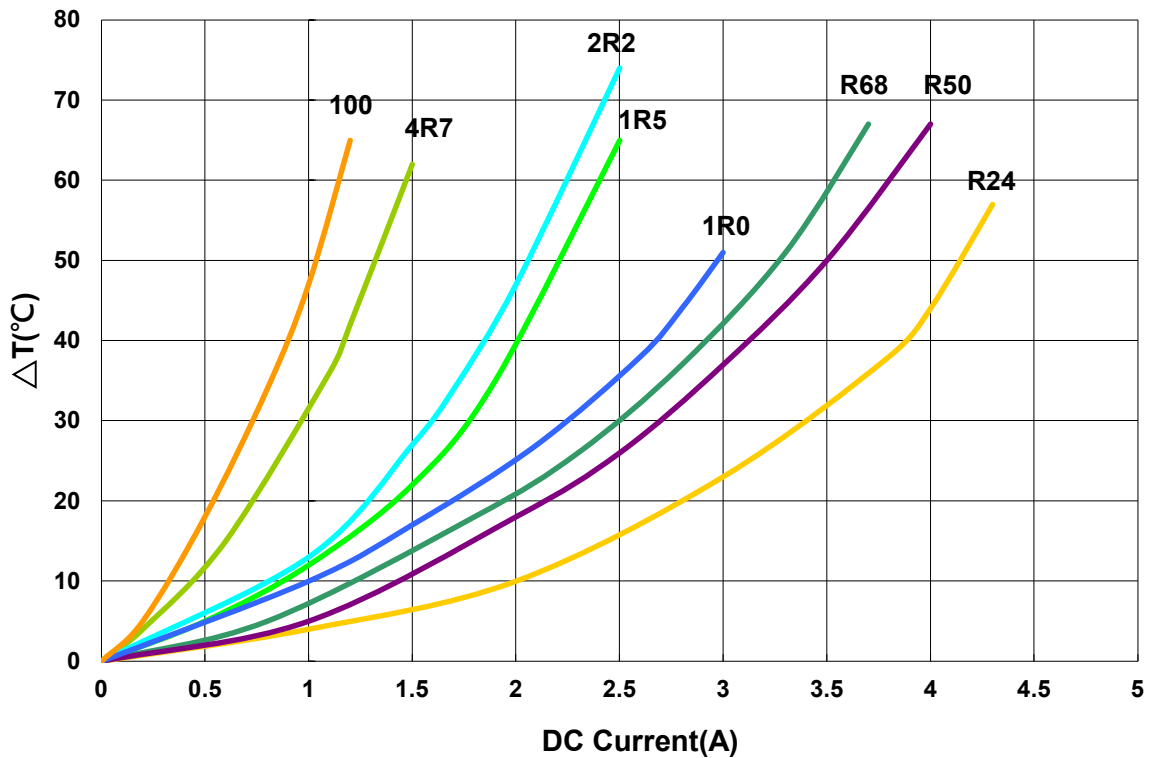
**AWVH00252012 Type**

**Characteristics Graph**

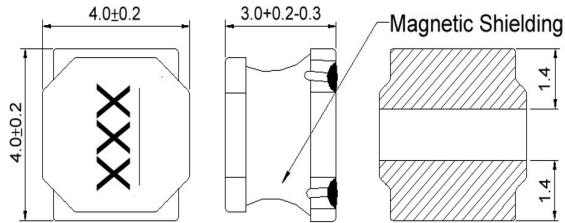
**Inductance vs. DC Current**



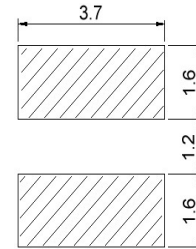
**Temperature Change vs. DC Current**



Please be sure to request approval specifications that provide further details of the products. Kindly note that the content of these specifications are subject to change or may be discontinued without prior notice. This product may not be designed/used in medical or high risk applications without Chilisin approval. Please contact our sales department before ordering.

**AWVH00404030 Type**
**■ Dimensions**


unit:mm

**■ Recommended Land Pattern**


unit:mm

**■ Electrical Characteristics**

Part No.	Inductance (uH)	Test Freq.	RDC (Ω)±30%	Isat(A) Typ.(Max)	Irms(A) Typ.(Max)	Tolerance (±%)	Marking
AWVH00404030R47□00	0.47	100kHz,1V	0.014	9.0(8.0)	5.2(4.6)	30	R47
AWVH004040302R2□00	2.2	100kHz,1V	0.042	4.4(3.9)	2.8(2.5)	20,30	2R2

**Note: When ordering, please specify tolerance code. Tolerance: M=±20% / T=±30%**

1. Operating temperature range -40°C ~ 125°C (Including self - temperature rise)
2. Isat for Inductance drop 30% from its value without current
3. I rms for a 40°C temperature rise from 25°C ambient with current
4. Measure Equipment:

L: HP4285A+HP42841A

RDC: DIGITAL MILLINHM METER CHROMA 16502, or equivalent

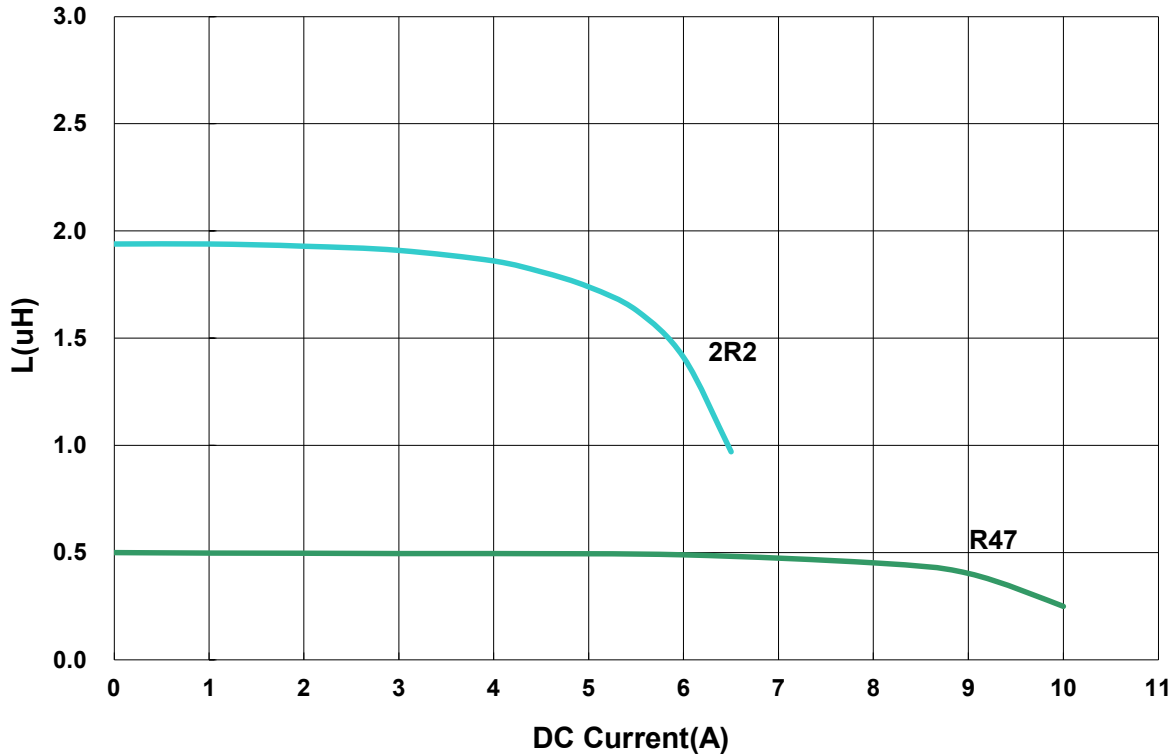
Isat: Agilent HP4284A

I rms: Agilent HP4284A

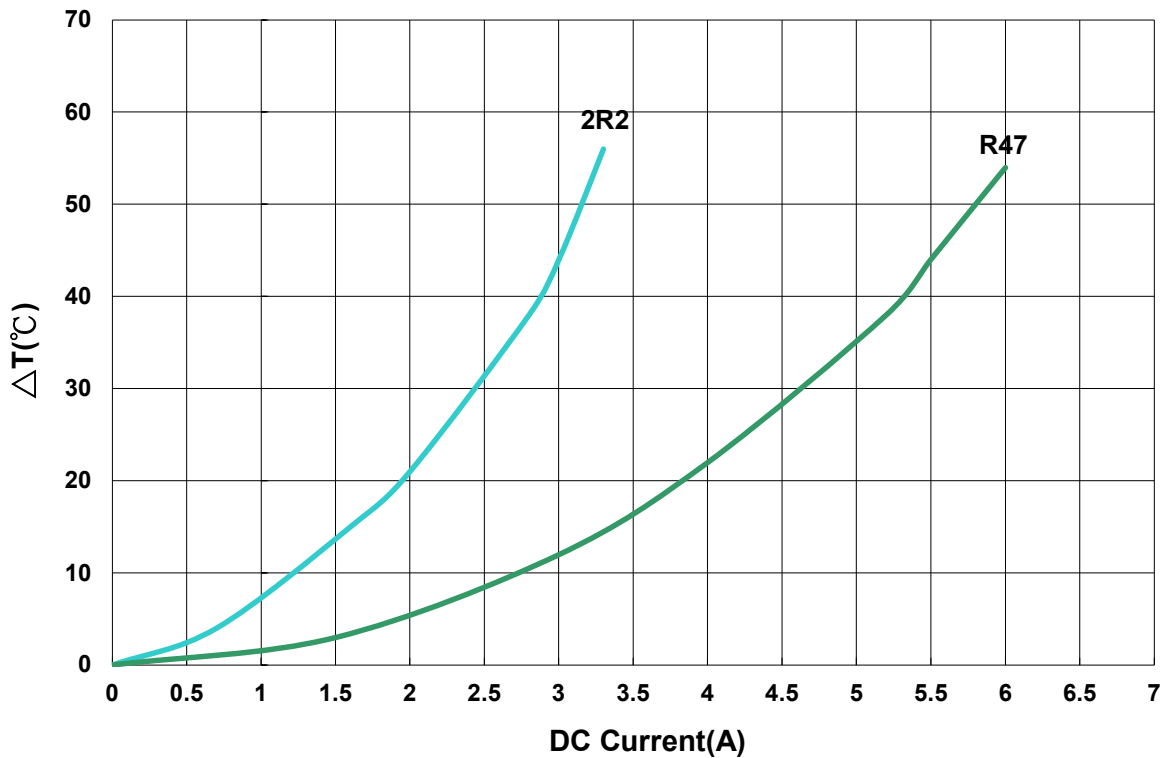
**AWVH00404030 Type**

**Characteristics Graph**

**Inductance vs. DC Current**



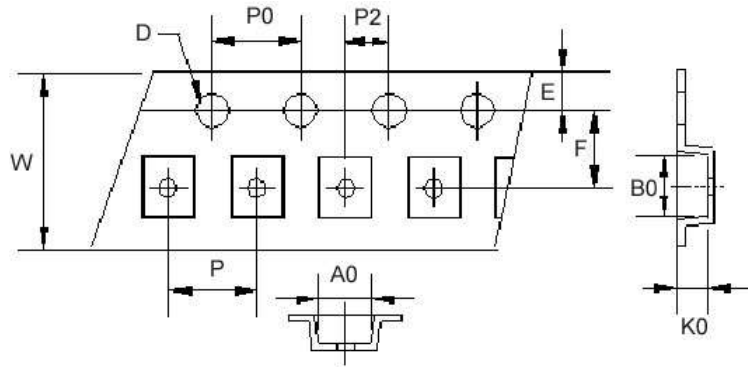
**Temperature Change vs. DC Current**



Please be sure to request approval specifications that provide further details of the products. Kindly note that the content of these specifications are subject to change or may be discontinued without prior notice. This product may not be designed/used in medical or high risk applications without Chilisin approval. Please contact our sales department before ordering.

**■ Packaging**

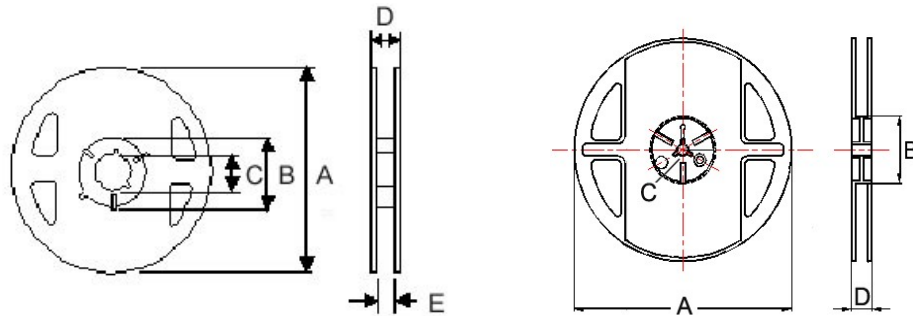
Tape Dimensions



Reel Dimensions

Figure 1

Figure 2



TYPE	Fig	Tape Dimensions										Reel Dimensions					Quantity PCS / Reel
		A0	B0	K0	D	E	F	W	P	P0	P2	A	B	C	D	E	
AWVH00201610	1	1.9	2.2	1.15	1.55	1.75	3.5	8	4	4	2	180	60	13	14.4	8.4	2000
AWVH00252010	1	2.4	2.7	1.15	1.55	1.75	3.5	8	4	4	2	180	60	13	14.4	8.4	2000
AWVH00252012	1	2.40	2.70	1.35	1.55	1.75	3.5	8	4	4	2	180	60	13	14.4	8.4	2000
AWVH00404030	2	4.25	4.25	3.2	1.55	1.75	5.5	12	8	4	2	178	60	13	13.2	-	500