

Description: 2012 Band Pass Filter

PART NUMBER: BPF2012LKAMR6580A

Features:

- Compact size
- RoHS compliant
- AEC-Q200 Qualified

Applications:

- IEEE 802.15.4
- UWB group Channel 5 (6.5GHz) to Channel 9 (8GHz)

ELECTRICAL SPECIFICATIONS

Item	Frequency Range(MHz)	Min.	Typ.	Max.
Insertion Loss (dB)	6240~8240	-	1.55	2.5
Return Loss (dB)	6240~8240	10	14.1	-
Attenuation (dB)	DC~5200	35	36.0	-
	5200~5860	15	18.5	-
	9000~9500	10	24.0	-
	9500~18000	30	31.0	-
Group Delay (ns)	6240~8240	-	0.85	3.0
Group Delay Ripple (ns)	6240~8240	-	0.35	1.0

Operating Temperature Range : -40~125°C

Power Capacity : 3W max.

Impedance : 50ohm

In the effort to improve our products, we reserve the right to make changes judged to be necessary.

CONFIDENTIAL AND PROPRIETARY INFORMATION

This document contains confidential and proprietary information of Pulse Electronics, Inc. (Pulse) and is protected by copyright, trade secret and other state and federal laws. Its receipt or possession does not convey any rights to reproduce, disclose its contents, or to manufacture, use or sell anything it may describe. Reproduction, disclosure or use without specific written authorization of Pulse is strictly forbidden.

For more information:

Pulse Worldwide Headquarters
15255 Innovation Drive #100
San Diego, CA 92128
USA
Tel:1-858-674-8100

Pulse/Larsen Antennas
18110 SE 34th St Bldg 2 Suite 250
Vancouver, WA 98683
USA
Tel: 1-360-944-7551

Europe Headquarters
Pulse GmbH & Do, KG
Zeppelinstrasse 15
Herrenberg, Germany
Tel: 49 7032 7806 0

Pulse (Suzhou) Wireless Products Co, Inc.
99 Huo Ju Road(#29 Bldg,4th Phase
Suzhou New District
Jiangsu Province, Suzhou 215009 PR China
Tel: 86 512 6807 9998

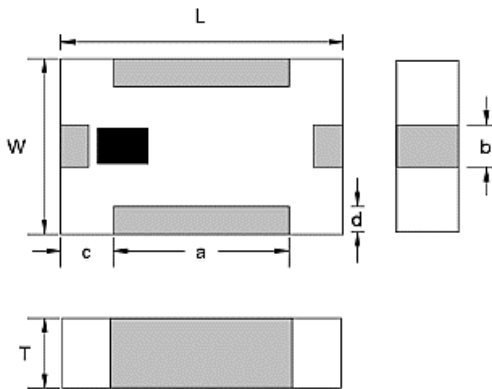


Description: 2012 Band Pass Filter

PART NUMBER: BPF2012LKAMR6580A

MECHANICAL DIMENSION

Outline

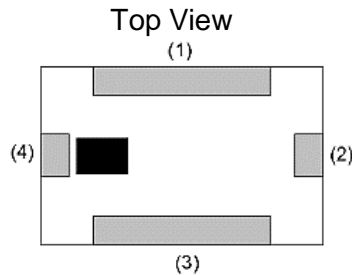


Dimension

L	W	T	a
2.00±0.15	1.25±0.10	0.95±0.10	1.25±0.15
b	c	d	
0.30±0.15	0.35±0.15	0.25±0.15	

NOTE : Dimensions in mm.

Termination

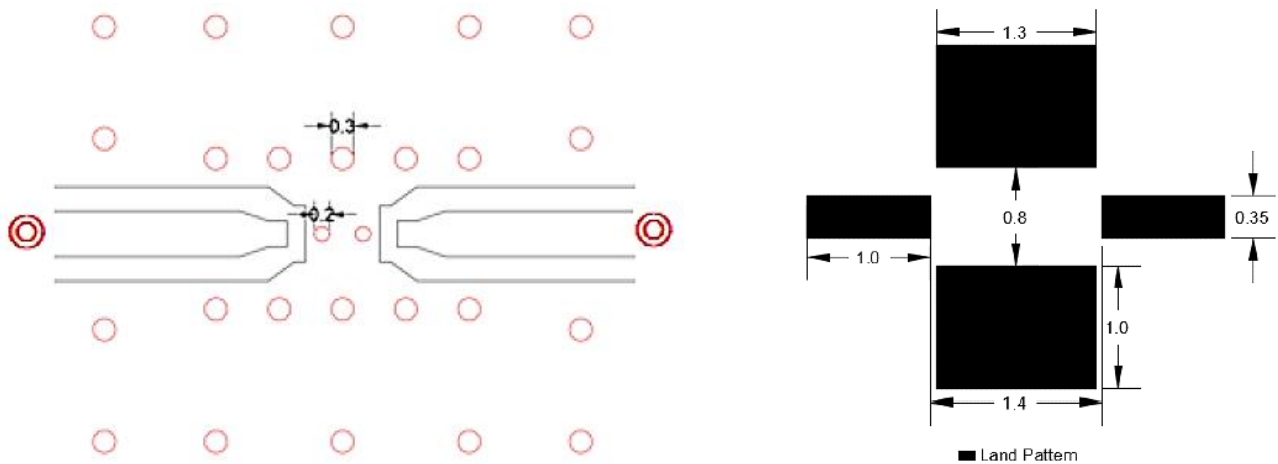


Terminal name

Function

1	GND
2	Input / Output
3	GND
4	Input / Output

Reference design of EVB



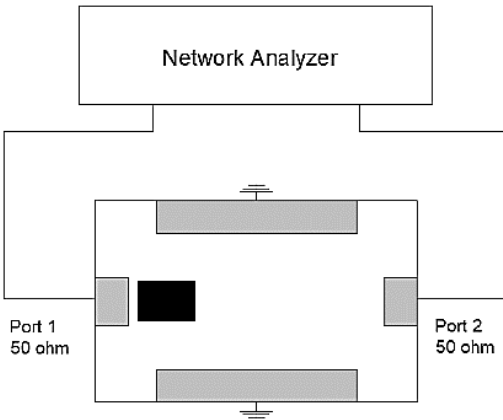
Unit : mm

⊙ Line width should be designed to match 50Ω characteristic impedance, depending on PCB material and thickness.

Description: 2012 Band Pass Filter

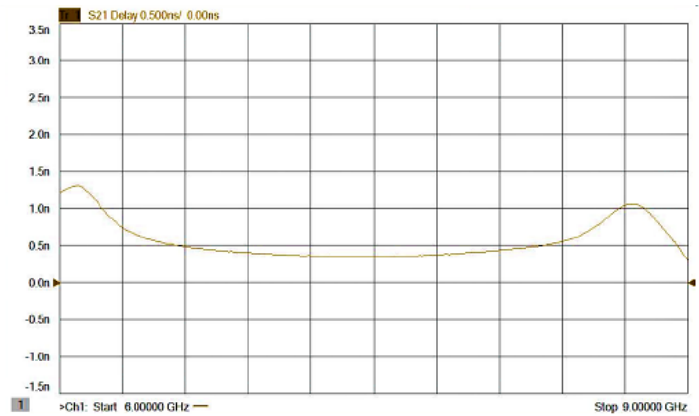
PART NUMBER: BPF2012LKAMR6580A

MEASURING DIAGRAM



Test Instrument :
Agilent E5071C Network Analyzer or equivalent.

ELECTRICAL PERFORMANCES



STORAGE CONDITION BEFORE SOLDERING

The temperature should be within 5~30°C and humidity should be less than 75% RH. The product should be used within 12 months from the time of delivery.

Description: 2012 Band Pass Filter

PART NUMBER: BPF2012LKAMR6580A

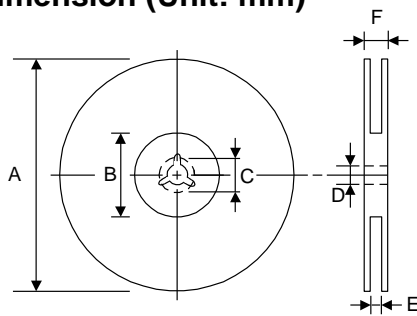
PACKING SPECIFICATION

Peel-off force



The force for peeling of cover tape is 10 grams in the arrow direction.

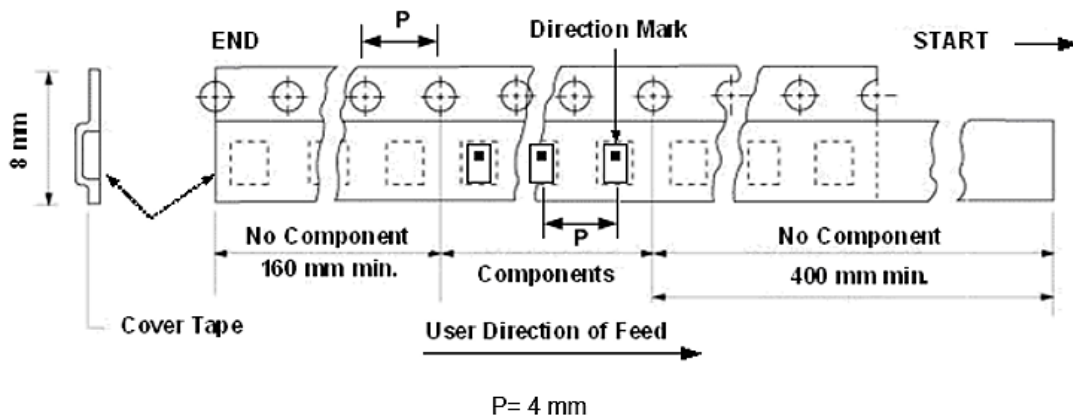
Dimension (Unit: mm)



TYPE	A	B	C	D	E	F
8 mm	178±1	60+0.5 -0	-	13±0.2	9±0.5	12±0.5
12 mm	178±0.3	60±0.2	19.3±0.1	13.5±0.1	13.6±0.1	-

Taping quantity

SERIES	5824 5724	5320 5220	4532	4516	3225	3216 2520	2012 1608	1005
PCS/Reel	5000	3000	1000	2000	2500	3000	4000	10000



In the effort to improve our products, we reserve the right to make changes judged to be necessary.
CONFIDENTIAL AND PROPRIETARY INFORMATION

This document contains confidential and proprietary information of Pulse Electronics, Inc. (Pulse) and is protected by copyright, trade secret and other state and federal laws. Its receipt or possession does not convey any rights to reproduce, disclose its contents, or to manufacture, use or sell anything it may describe. Reproduction, disclosure or use without specific written authorization of Pulse is strictly forbidden.

Description: 2012 Band Pass Filter**PART NUMBER: BPF2012LKAMR6580A****REVISION HISTORY**

Revision	Date	Description
Version 1	Mar. 25, 2022	- New issue.
Version 2	Nov. 11, 2022	- Added Packing Spec.
Version 3	Jun. 27, 2023	- Added Impedance & Storage Temperature.