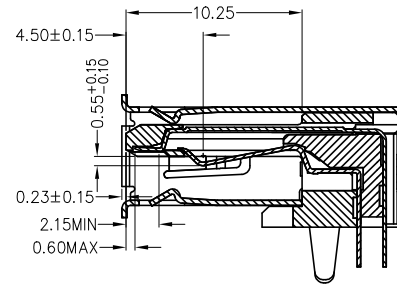
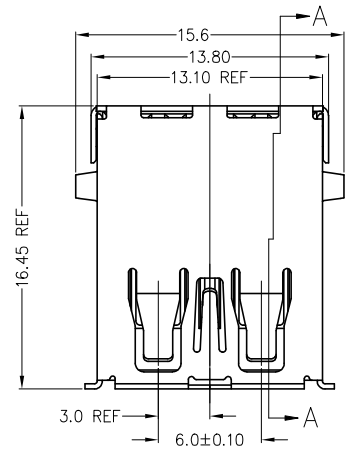


REVISION RECORD		
REV	DESCRIPTION	DRFT
A	NEW RELEASE	Ricky



SECTION A-A
SCALE 1:1

NOTES:

1. MATERIAL:

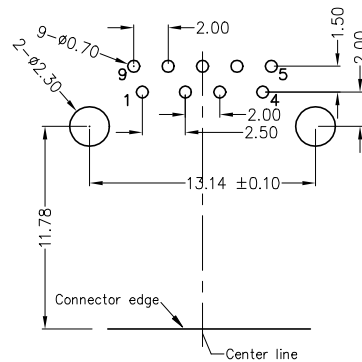
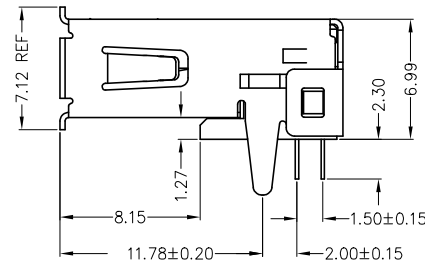
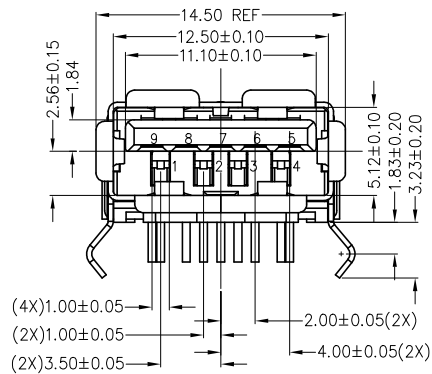
- 1-1, HOUSING&COVER: LCP UL 94V-0 COLOR:BLUE300C
- 1-2, SHIELD: COPPER ALLOY C2680
PLATING NICKEL 30u"MIN OVER ALL.
- 1-3, 4PIN CONTACT:PHOSPHOR BROZNE;
5PIN CONTACT:C2680EH
PLATING GOLD 3u"MIN ON CONTACT AREA,
PLATING MATTE TIN 80u"MIN ON SOLDER AREA
NICKEL 30u"MIN UNDERPLATING OVER ALL

2. CHARACTERISTICS:

- 2-1, CONTACT RESISTANCE: 30m oHms MAX.FOR Pin1&Pin4
50m oHms MAX FOR OTHER CONTACTS
- 2-2, INSULATION RESISTANCE: 100M oHms MIN
- 2-3, DIELECTRICAL WITHSTANDING VOLTAGE: 100 VAC.
- 2-4, MATING FORCE: 3.57Kgf MAX(35N Max)
- 2-5, UNMATING FORCE: 1.02Kgf Min(10N Min)
- 2-6, DURABILITY: 1500 Cycles.

3. ENVIRONMENTAL

- 3-1, OPERATION TEMPERATURE: -20°C TO +60°C
- 3-2, STORAGE TEMPERATURE: -40°C TO +85°C
- 3-3, THE PEAK OF WAVE SOLDER: 260°C±5°C, 5~10S



RECOMMENDED PCB LAYOUT
COMPONENT VIEW

DETACHED LISTS	MM (INCH)		DFTO Ricky	DATE 05/24/2018	Pulse Electronics	RoHS Compliant	
	TOLERANCES EXCEPT AS NOTED		CHKD	DATE			
	MM		APPLV	DATE	TITLE USB 3.0 A TYPE RECEPTACLE		
	.+ 0.30	±	MATERIAL :				
	.0 + 0.20	±	QTY :		DRAWING NO. E8199-011-01	SIZE A3	REV A
.00 ± 0.10	±	FINISH :		/PART NO. E8199-011-01			
.000 ± 0.05	±	SCALE : 1:1		DO NOT SCALE DRAWING		SHEET 1 OF 1	