

Description: 1608 0.7G-0.9GHz Low Pass Filter

PART NUMBER: LPF1608LL60R0709A

Features:

- Compact size : 1.6x0.8x0.6mm
- RoHS compliant

Applications:

- LTE(0.7-2.7GHz)

ELECTRICAL SPECIFICATIONS

DESCRIPTION	Value
Pass Band	698~960 MHz
Impedance	50Ω
Insertion Loss	0.6dB (Max) at 25°C
V.S.W.R / Return Loss	2.0 (Max) / 10dB (Min.)
Attenuation	13dB (Min). @1554~1610 MHz 35dB (Min). @1805~1830 MHz 35dB (Min). @2110~2170 MHz 30dB (Min). @1710~2700 MHz
Operating Temperature	-40 ~ 85°C

In the effort to improve our products, we reserve the right to make changes judged to be necessary.

CONFIDENTIAL AND PROPRIETARY INFORMATION

This document contains confidential and proprietary information of Pulse Electronics, Inc. (Pulse) and is protected by copyright, trade secret and other state and federal laws. Its receipt or possession does not convey any rights to reproduce, disclose its contents, or to manufacture, use or sell anything it may describe. Reproduction, disclosure or use without specific written authorization of Pulse is strictly forbidden.

For more information:



Pulse Worldwide Headquarters
15255 Innovation Drive #100
San Diego, CA 92128
USA
Tel:1-858-674-8100

Pulse/Larsen Antennas
18110 SE 34th St Bldg 2 Suite 250
Vancouver, WA 98683
USA
Tel: 1-360-944-7551

Europe Headquarters
Pulse GmbH & Do, KG
Zeppelinstrasse 15
Herrenberg, Germany
Tel: 49 7032 7806 0

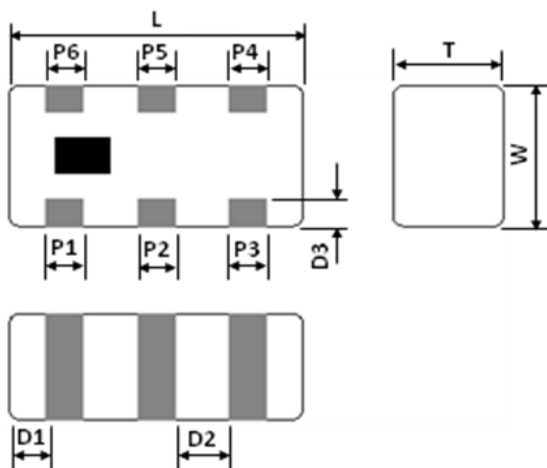
Pulse (Suzhou) Wireless Products Co, Inc.
99 Huo Ju Road(#29 Bldg,4th Phase
Suzhou New District
Jiangsu Province, Suzhou 215009 PR China
Tel: 86 512 6807 9998

Description: 1608 0.7G-0.9GHz Low Pass Filter

PART NUMBER: LPF1608LL60R0709A

MECHANICAL DIMENSION

Outline



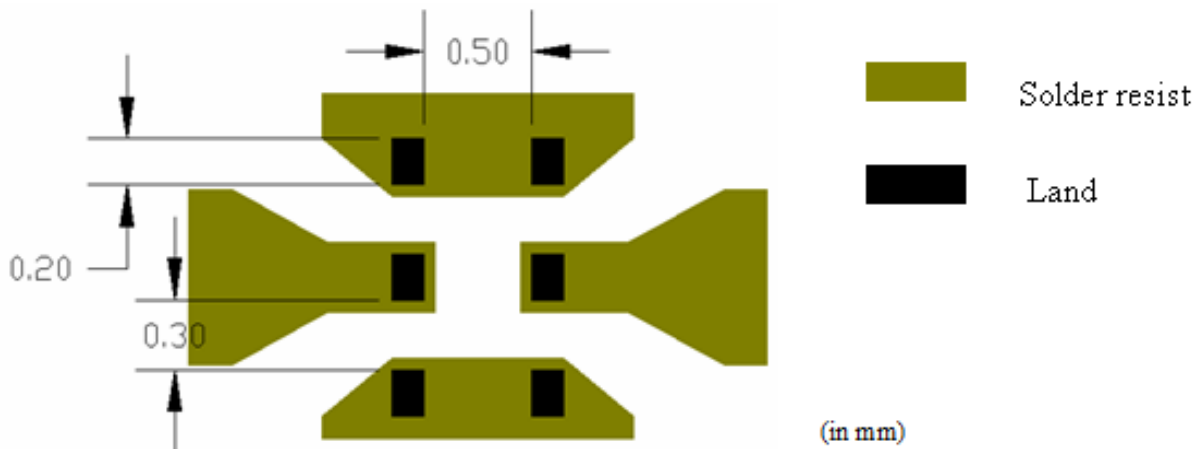
Termination

Terminal name	Function
P1	GND
P2	In/Out
P3	GND
P4	GND
P5	In/Out
P6	GND

Mechanical

	Dimension
L (mm)	1.60 ±0.15
W (mm)	0.80 ±0.15
T (mm)	0.60 ±0.15
P1 (mm)	0.20 ±0.15
P2 (mm)	0.20 ±0.15
P3 (mm)	0.20 ±0.15
P4 (mm)	0.20 ±0.15
P5 (mm)	0.20 ±0.15
P6 (mm)	0.20 ±0.15
D1 (mm)	0.20 ±0.15
D2 (mm)	0.30 ±0.10
D3 (mm)	0.15 ±0.10

Reference design of EVB



Line width should be designed to match 50Ω characteristic impedance, depending on PCB material and thickness.

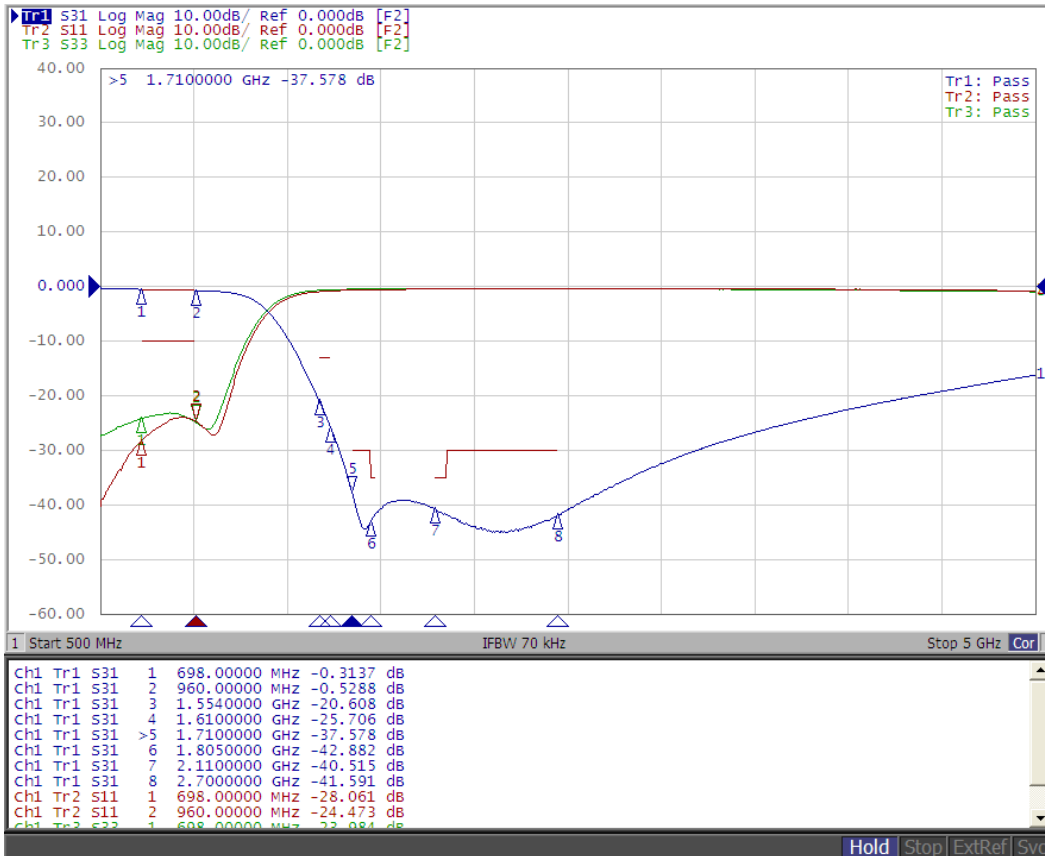
In the effort to improve our products, we reserve the right to make changes judged to be necessary.
CONFIDENTIAL AND PROPRIETARY INFORMATION

This document contains confidential and proprietary information of Pulse Electronics, Inc. (Pulse) and is protected by copyright, trade secret and other state and federal laws. Its receipt or possession does not convey any rights to reproduce, disclose its contents, or to manufacture, use or sell anything it may describe. Reproduction, disclosure or use without specific written authorization of Pulse is strictly forbidden.

Description: 1608 0.7G-0.9GHz Low Pass Filter

PART NUMBER: LPF1608LL60R0709A

ELECTRICAL PERFORMANCES



- Measured on Agilent E5071C Network Analyzer
- Input port : Port 1 (Return loss : S11)
- Output port : Port 3 (Return loss : S33)
- Insertion loss : S31

Frequency Characteristics

Description: 1608 0.7G-0.9GHz Low Pass Filter

PART NUMBER: LPF1608LL60R0709A

REVISION HISTORY

Revision	Date	Description
Version 1	Oct. 06, 2020	- New issue