








# Omni DAS Series

## Flat Omni 2x2 MIMO 5G Antenna

OD617-6000M2NF



### Features & Applications:

-  4G / 5G-FR1 617-6000MHz
-  2-port 2x2 MiMO
-  In-building ceiling mount
-  Horizontal omni radiation pattern
-  Low PIM and SAR compliant
-  Connector N-Female as standard
-  For 4.3-10 Female version use P/N: OD617-6000M243

### ELECTRICAL SPECIFICATION

OD617-6000M2NF							
		Port1 & Port2					
Frequency range	MHz	617-806	806-960	1350-1550	1690-2700	3300-3800	4900-6000
Gain	dBi	1.5±0.5	2.2±0.5	3.5±0.5	4.5±1	6.0±1	6.0±1
Polarization		Linear Horizontal					
VSWR		≤1.8	≤1.8	≤1.8	≤1.8	≤1.8	≤1.8
Isolation	dB	≥16	≥18	≥18	≥20	≥30	≥30
PIM,3rd order,2x20W	dBc	≤-153					
Max. input power	W	50					
Impedance	ohm	50					
SAR compliance		Compliant based on whole-body SAR limit RF Exposure calculation (CEI EN 50383)					

### MECHANICAL SPECIFICATIONS

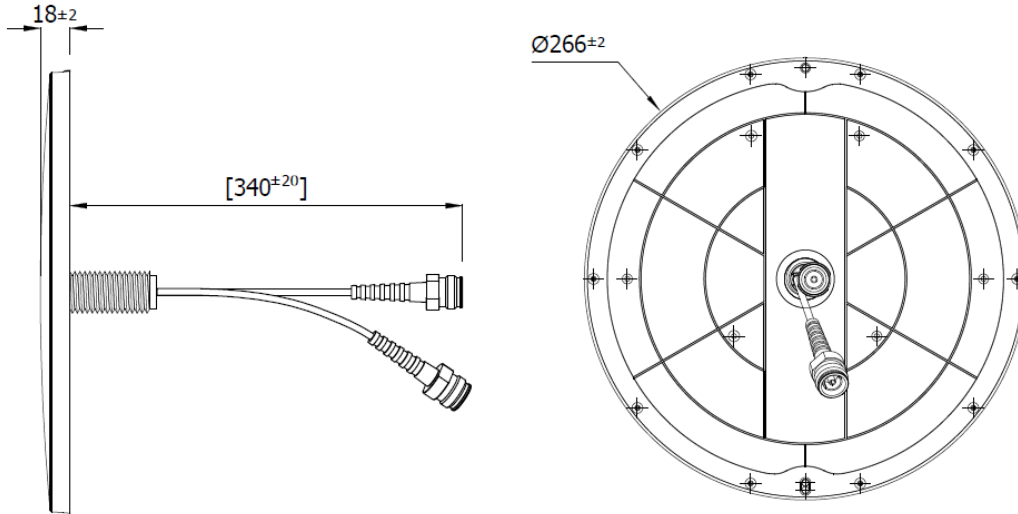
OD617-6000M2NF						
<b>Dimension (Diameter x Height)</b>	<b>Housing Material</b>	<b>Color</b>	<b>Weight</b>	<b>Mounting Kit</b>		
Φ266×18 mm (10.47 x 0.709 inch)	ABS, UV Protected	White RAL9003	0.5kg (1.10lbs)	Ceiling, via hole (standard)		
<b>Wireless Technology</b>	<b>No. of Port</b>	<b>Cable Length</b>	<b>Cable Type</b>		<b>Connector Type</b>	
5G FR1	2	1Ft (0.3m)	Ø 0.160" low loss		NF	

### ENVIRONMENTAL SPECIFICATIONS

OD617-6000M2NF				
<b>Operating Temperature</b>	<b>Storage Temperature</b>	<b>RoHS Compliant</b>	<b>Ingress Protection</b>	<b>Warranty</b>
-55 / +60° C	-55 / +60° C	Yes	IP50	2 years


Mechanical Drawing

OD617-6000M2NF



Test Setup

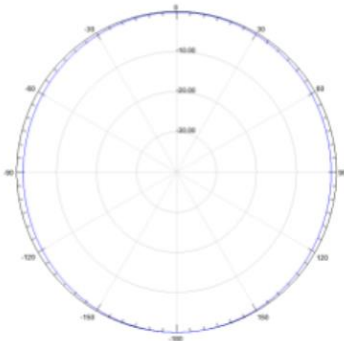
General / Chamber Setup



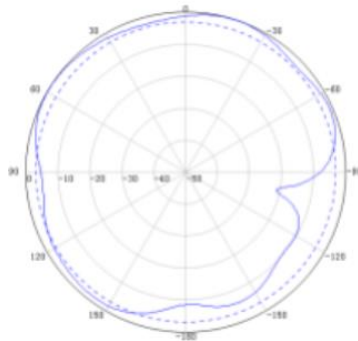
Radiation Pattern – Vertical and Horizontal Plane

OD617-6000M2NF

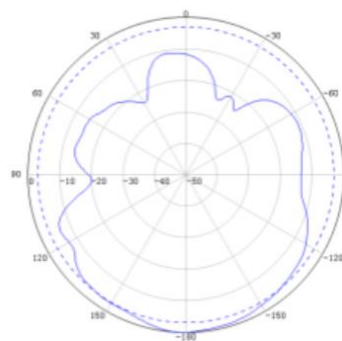
Vertical Port1 & Port2



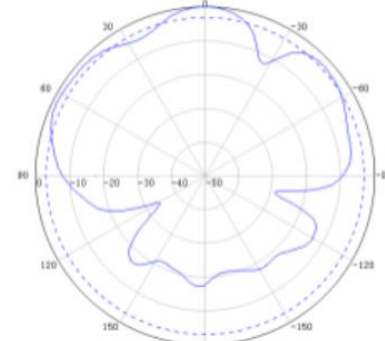
900MHz



1710MHz

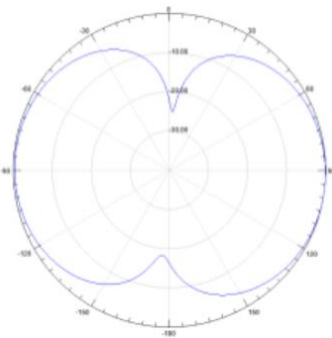


2500MHz

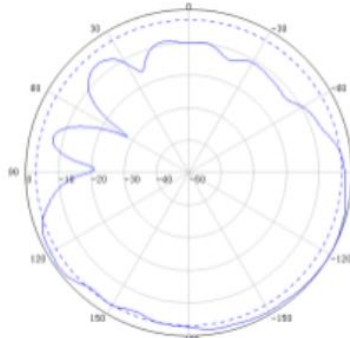


3500MHz

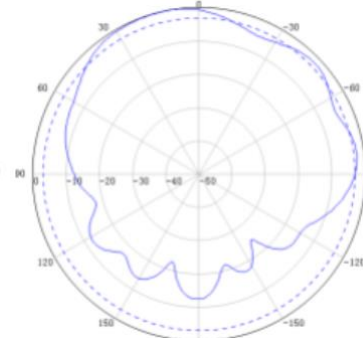
Horizontal Port1 & Port2



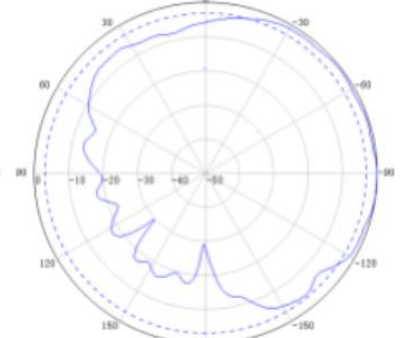
900MHz



1710MHz



2500MHz



3500MHz

# Omni DAS Series Flat Omni 2x2 MIMO 5G Antenna

OD617-6000M2NF

## PACKAGING

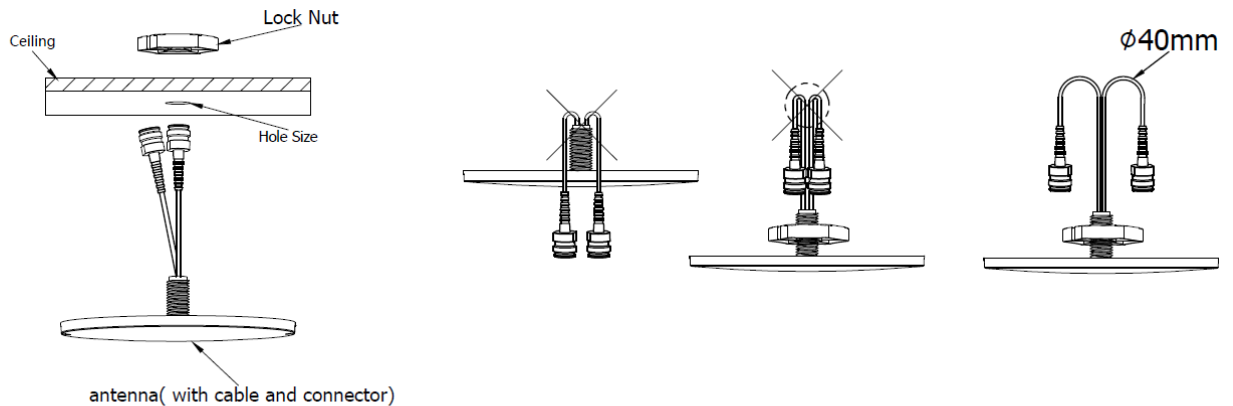
### OD617-6000M2NF

1. Inner box: 280\*275\*100mm;
2. Outer box size: 580\*575\*535mm;
3. 20Pcs/Carton;

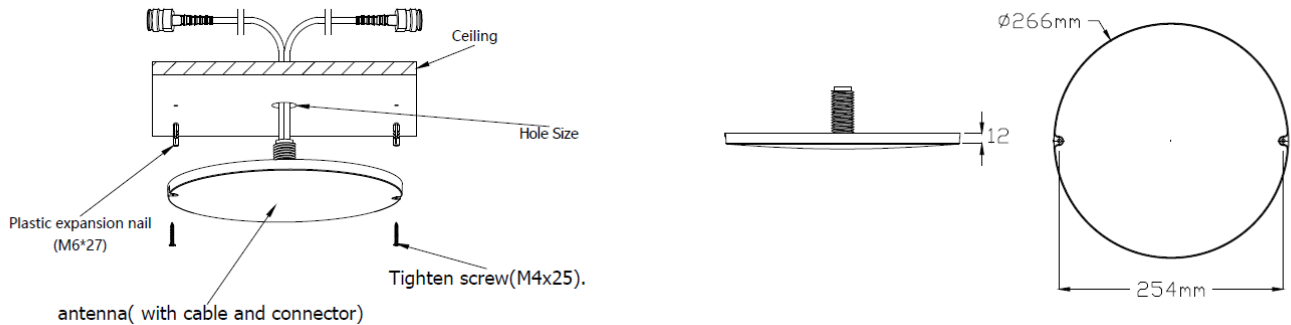
## Installation instructions

### OD617-6000M2NF

#### Method 1:



#### Method 2:



#### Recommended Hole Size

- ≥ Ø26 - N-Type
- ≥ Ø26 - Mini DIN(4.1/9.5)
- ≥ Ø32 - 7/16

#### Notes:

1. Please contact sales for availability, lead time, and/or any special requests. Samples available upon request.

#### For More Information:

Americas - [antennas.us@pulseelectronics.com](mailto:antennas.us@pulseelectronics.com) | Europe - [antennas.eu@pulseelectronics.com](mailto:antennas.eu@pulseelectronics.com) | Asia - [antennas.as@pulseelectronics.com](mailto:antennas.as@pulseelectronics.com) | Questions? +1-800-ANTENNA  
Performance warranty of products offered on this data sheet is limited to the parameters specified. Data is subject to change without notice. Other brand and product names mentioned herein may be trademarks or registered trademarks of their respective owners. © Copyright , 2020. Pulse Electronics, Inc. All rights reserved.  
Company address: Pulse Electronics, a YAGEO Company, 15255 Innovation Drive, Suite #100, San Diego, CA 92128

**'YAGEO Corporation and its affiliates do not recommend the use of commercial, automotive, and/or COTS grade products for high reliability applications or manned space flight.'**