


SMT Common Mode Chokes

0.5A to 20A_{dc}



- Ⓢ Wide variety of package sizes available
- Ⓢ **Current Rating:** 0.5Arms to 20Arms
- Ⓢ **Inductances Range:** 61uH to 13.2mH
- Ⓢ **Dielectric strength:** 1500Vrms (380Vrms continuous)

Electrical Specifications at 25° C Temp Range -40° C to 125° C

Part Number	Irated ¹ (Arms or Adc)	Inductance ⁴ per Winding (uH +/-35%)	DCR per Winding (mΩ Max)	Leakage Inductance ⁵ (uH Min)	Typical SRF (MHz)	Typical Impedance at SRF (Ω)	Platform Name	Package Size (mm Max)	Weight (grms)	Quantity In Tube ³	Quantity in T&R ³
PE-53914NL	0.5	13200*	850	-	0.19	6500	LCCI-37-2	16.4 x 14.2 x 8.9	2.3	30	500
PA2742NL	1	397	92	0.6	6	1500	High Shasta	9.1 x 8.9 x 7.9	0.6	50	400
PE-53913NL	1	6000*	450	-	0.22	6000	LCCI-37-2	16.4 x 14.2 x 8.9	2.3	30	500
PA2741NL	1.1	94	30	0.3	15	450	Low Shasta	9.1 x 8.9 x 3.8	0.3	60	125
P0354NL	1.22	1170	200	8.3*	3	8200	Polecat	12.7 x 12.7 x 8.4	1.4	40	500
PA2752NL	1.4	10150	210	25	4	27500	LCCI-50-1	19.6 x 17.0 x 9.9	4.5	30	200
PE-53911NL	1.5	900*	60	-	3	2800	LCCI-37-2	16.4 x 14.2 x 8.9	2.4	30	500
P0473NL	1.63	880	110	6.0*	4	6750	Polecat	12.7 x 12.7 x 8.4	1.4	40	500
PA2748NL	1.8	1125	55	3	4	3200	Polecat	12.7 x 13.2 x 5.6	1.6	40	500
PE-53912NL	2.5	1800*	80	-	2	5000	LCCI-50-3	19.6 x 17.0 x 9.9	4.9	30	200
P0351NL	2.8	1470	80	11.3*	2	10700	LCCI-50-1	19.6 x 17.0 x 9.9	4.3	30	200
PA3927NL	3	800	27	1.5	20	1300	Polecat	13.0 x 13.0 x 8.6	2.4	40	500
P0420NL	3.3	1320	60	8.5*	2.5	9600	LCCI-50-1	19.6 x 17.0 x 9.9	4.5	30	200
P0421NL	3.3	220	60	9.8*	18	10500	LCCI-50-1	19.6 x 17.0 x 9.9	4.7	30	200
PA2743NL	3.3	383	18	1	2.5	1400	Polecat	13.0 x 13.0 x 5.6	1.7	40	500
PE-53910NL	3.6	600*	50	-	8	1800	LCCI-50-3	19.6 x 17.0 x 9.9	5.0	30	200
PA2749NL	3.8	536	17.1	1.2	2	1400	LCCI-37-1	16.4 x 14.2 x 8.9	2.5	30	500
PA2744NL	4	280	13.2	0.7	2	1000	Polecat	13.0 x 13.0 x 5.6	1.6	40	500
PA2751NL	4.2	486	16	1	2	1800	LCCI-44LP	18.2 x 15.0 x 7.6	3	35	300
P0422NL	4.7	770	40	5.2*	3	6400	LCCI-50-1	19.6 x 17.0 x 9.9	4.7	30	200
PA2745NL	5	130	6.75	0.4	3	500	Polecat	13.2 x 13.2 x 5.6	1.6	40	500
P0353NL	5.6	590	21	4.5*	4	4900	LCCI-50-1	19.6 x 17.0 x 9.9	5	30	200
PA2746NL	6	96	4.3	0.25	4	350	Polecat	13.2 x 13.2 x 5.6	1.7	40	500
PA2750NL	6	400	9.4	1.25	9	900	LCCI-44	18.2 x 15.0 x 10.0	3.5	30	200
PA2747NL	7	61	2.9	0.15	4	200	Polecat	13.5 x 13.5 x 5.6	1.7	40	500
P0527NL	7.2	530	15	5.1*	4	3100	HCCI-68	28.2 x 25.4 x 10.0	7.3	20	100

SMT Common Mode Chokes

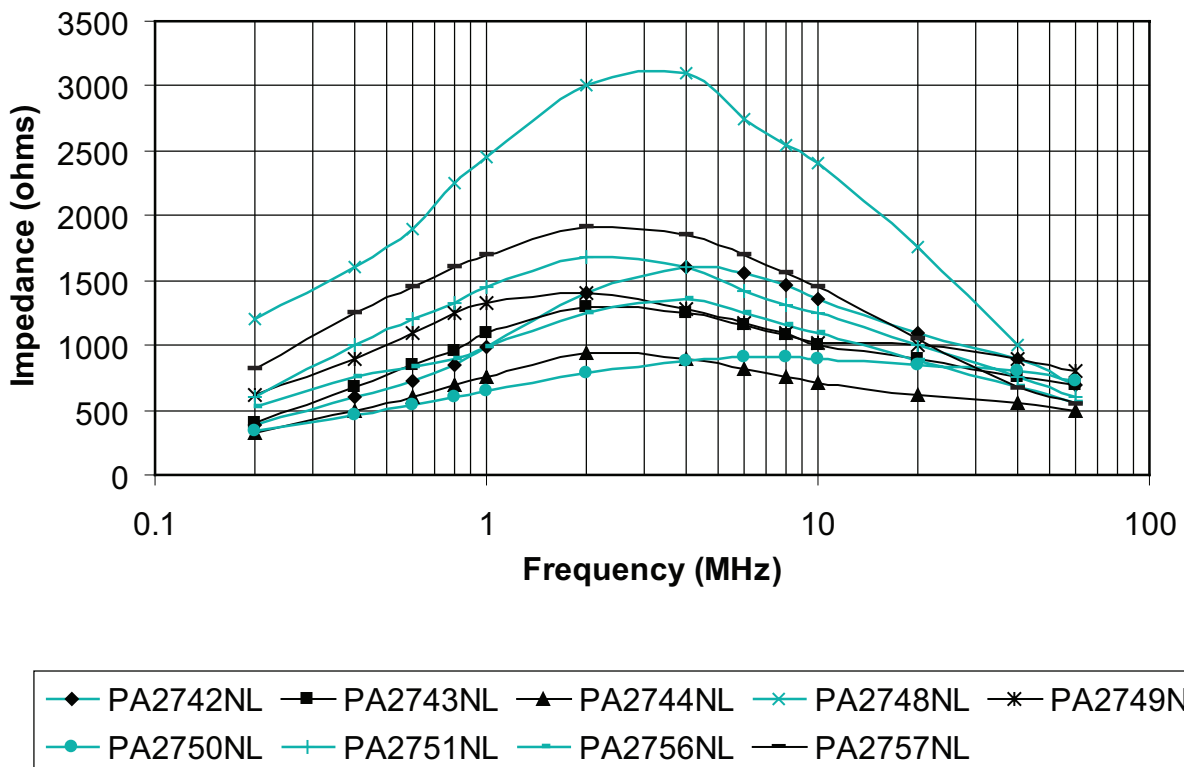
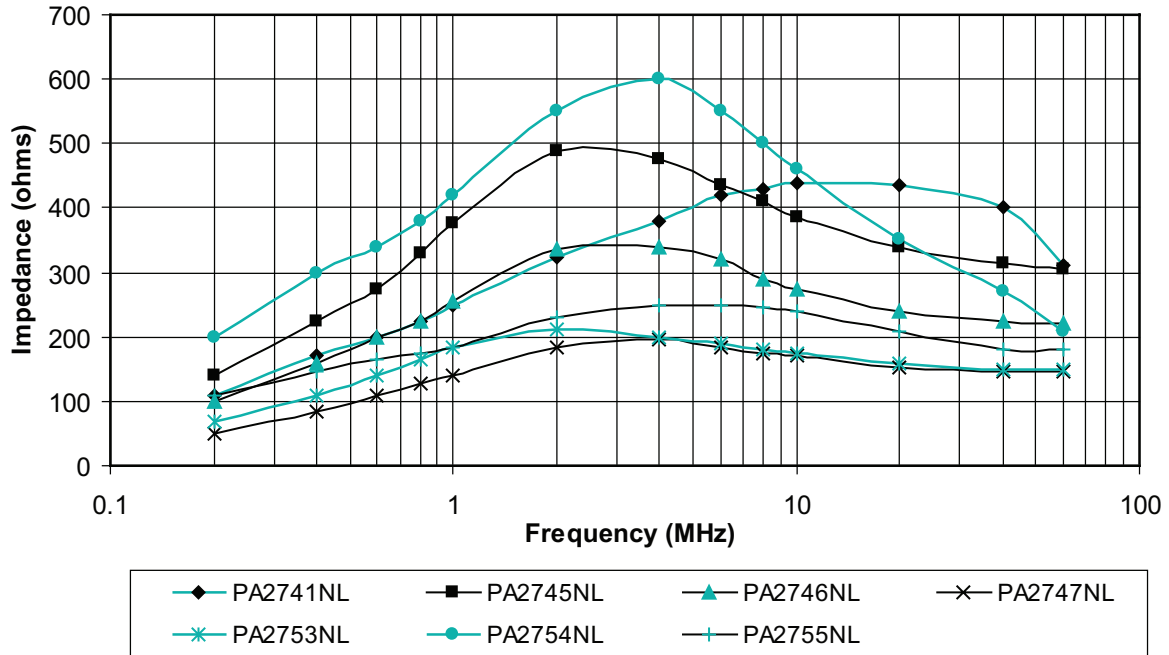
0.5A to 20Adc

Part Number	Irated ¹ (Arms or Adc)	Inductance ⁴ per Winding (uH +/-35%)	DCR per Winding (mΩ Max)	Leakage Inductance ⁵ (uH Min))	Typical SRF (MHz)	Typical Impedance at SRF (Ω)	Platform Name	Package Size (mm Max)	Weight (grms)	Quantity In Tube ³	Quantity in T&R ³
PA2756NL	8	484	7.7	1.5	2.5	1700	LCCI-50-2	19.6 x 17.0 x 9.9	4.7	30	200
PA2757NL	9	1030	9.75	3	2.5	1900	HCCI-80-1	31.0 x 25.4 x 12.7	14.6	20	75
P0429NL	9.7	810	14	9.1*	3	6400	HCCI-80-2	31.0 x 25.4 x 12.7	15.2	20	75
PA2754NL	10	215	3.75	0.5	4	600	Makeni	21.1 x 19.1 x 11.2	6.2	25	150
P0469NL	11.6	630	10	7.4*	4	4900	HCCI-80-2	31.0 x 25.4 x 12.7	15.2	20	75
PA2753NL	12.5	95	3	0.15	2	200	LCCI-50-2	19.6 x 17.0 x 9.9	4.2	30	200
P0502NL	14	470	8	5.3*	3	3750	HCCI-80-2	31.0 x 25.4 x 12.7	16.2	20	75
PA2755NL	14	117	1.95	0.3	6	250	Makeni	21.1 x 19.1 x 11.2	4.8	25	150
PA2670NL	16	500	4.25	1.5	4	1000	HCCI-80-2	31.0 x 25.4 x 12.7	17.8	20	75
PG1265NL	20	380	4.1	1.2	1	900	HCCI-80-2	31.0 x 25.4 x 12.7	14.5	20	75

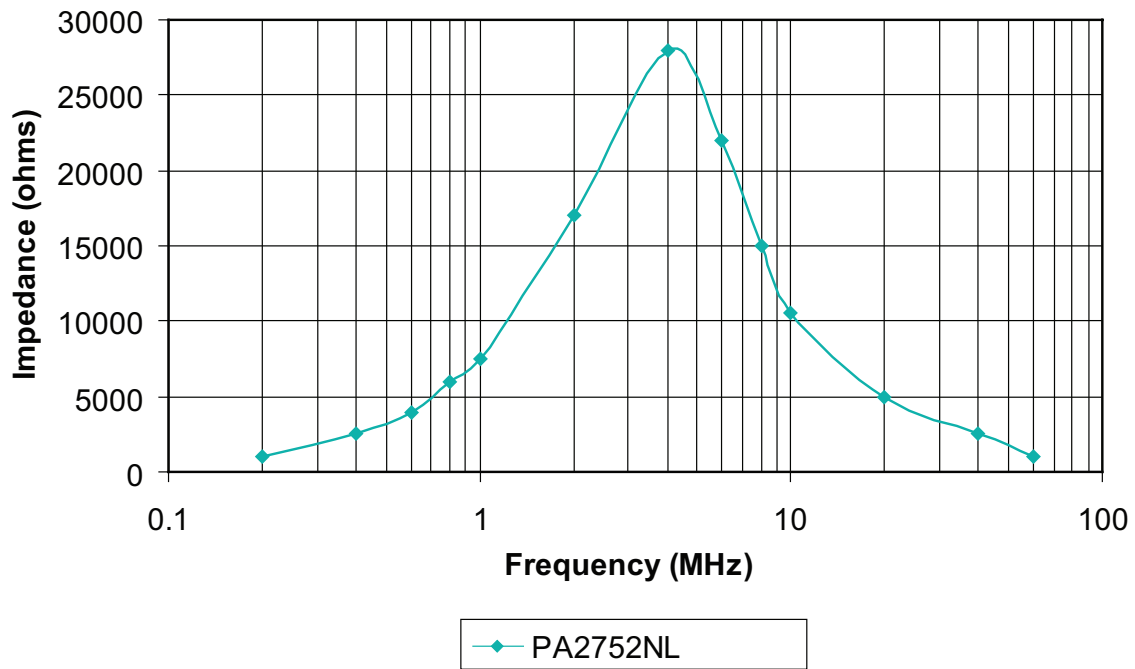
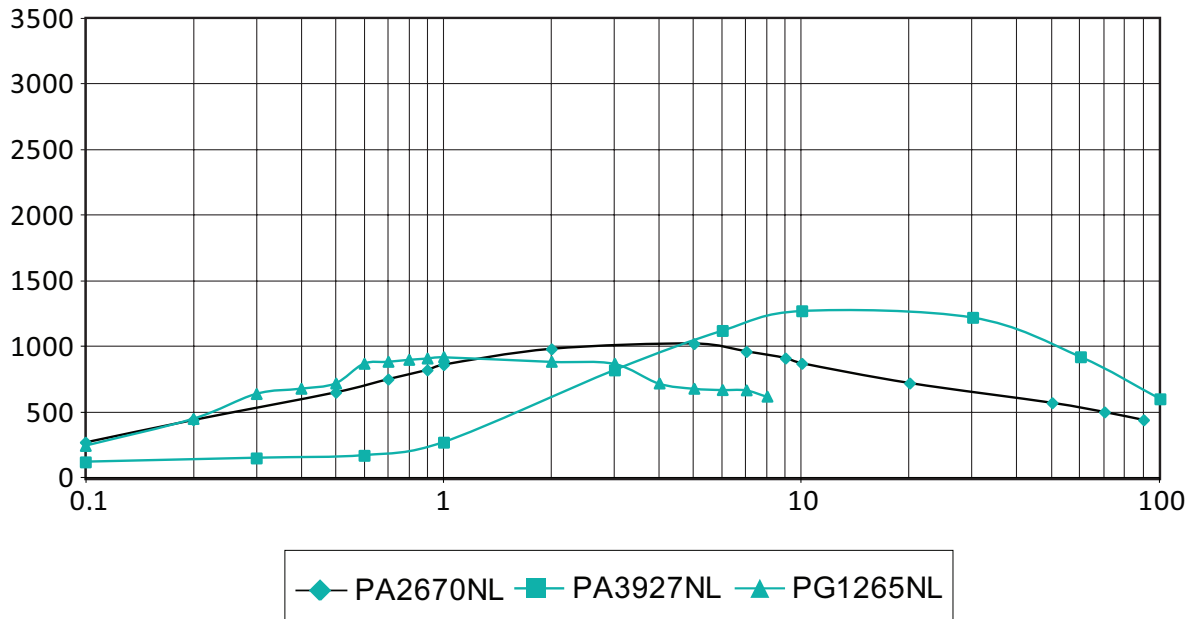
NOTE:

1. The current rating (Irated) is based upon the temperature rise of the component and represents the rms current which will cause a typical temperature rise of 55C with 50LFM forced cooling
2. The temperature of the component (ambient plus temperature rise) must be within the stated operating temperature range.
3. Optional Tape & Reel packaging can be ordered by adding a "T" suffix to the part number (i.e. PA2741NL becomes PA2741NLT). Pulse complies to industry standard tape and reel specification EIA481.
4. Inductance values shown are all nominal +/- 35% except those identified with an asterisk (*) which indicates that the inductance is a minimum value.
5. Leakage inductance values as shown are the minimum value except those identified with an asterisk (*) which indicates the value shown in a typical value.

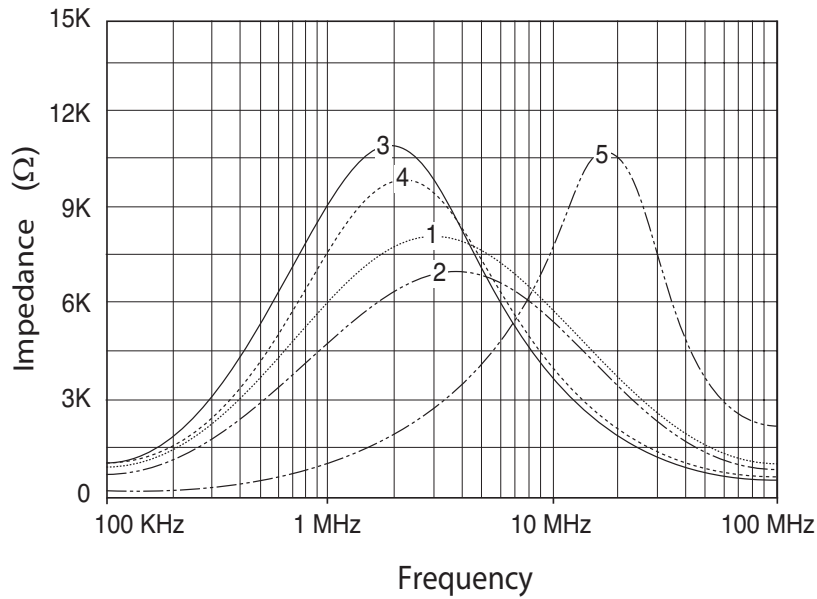
Impedance Plots



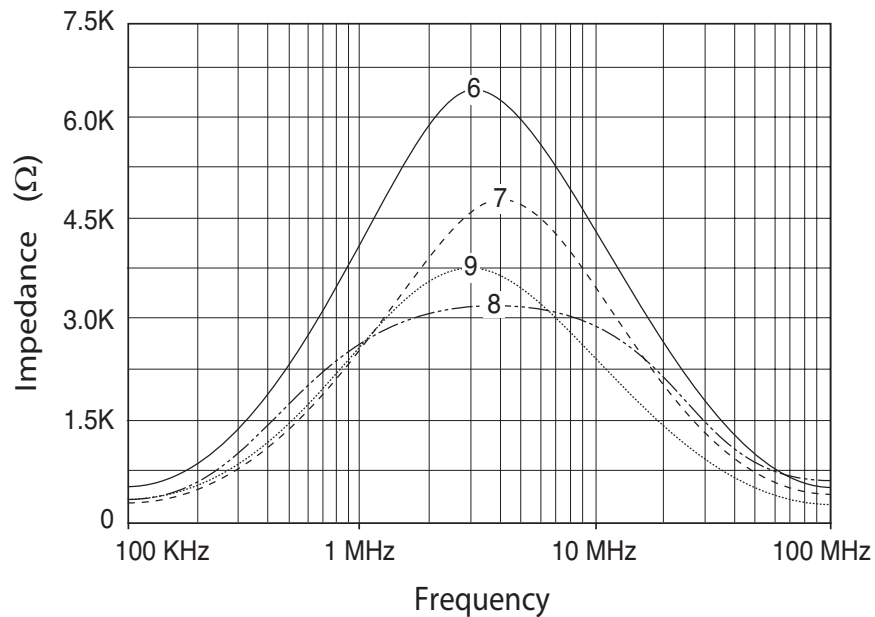
Impedance Plots



Impedance Plots

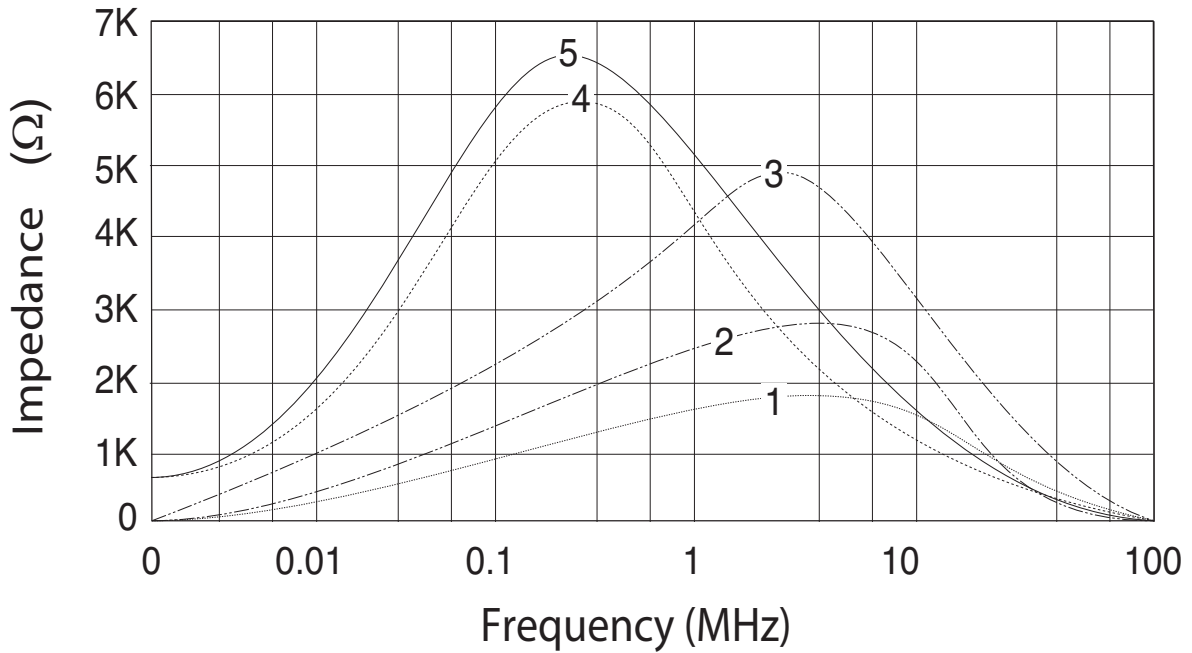


1 - PO354NL	3 - PO351NL	5 - PO421NL
2 - PO473NL	4 - PO420NL	



6 - PO422NL, PO429NL	8 - PO527NL
7 - PO353NL, PO469NL	9 - PO502NL

Impedance Plots



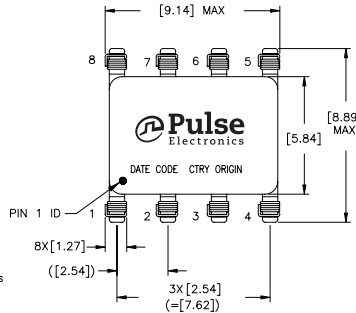
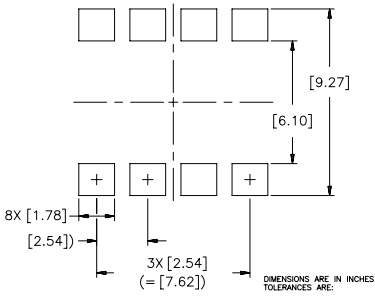
1 - PE-53910NL	3 - PE-53912NL	5 - PE-53914NL
2 - PE-53911NL	4 - PE-53913NL	

SMT Common Mode Chokes

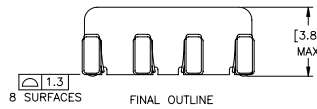
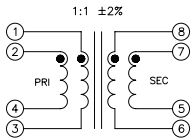
0.5A to 20Adc

Mechanicals

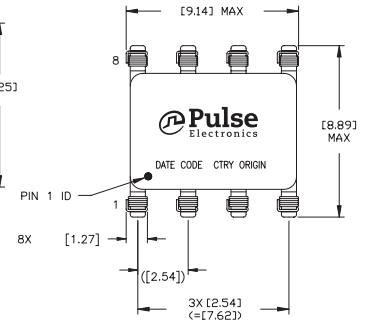
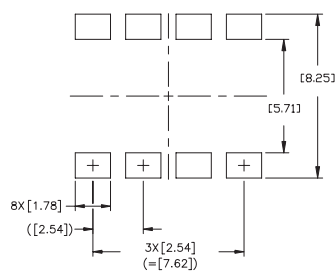
Low Shasta - PA2741NL



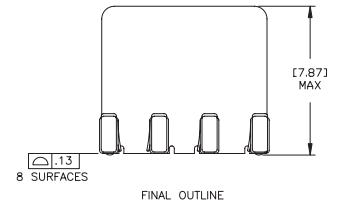
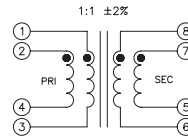
Schematic



High Shasta - PA2742NL

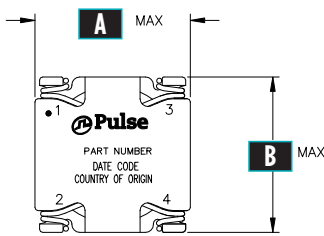


Schematic

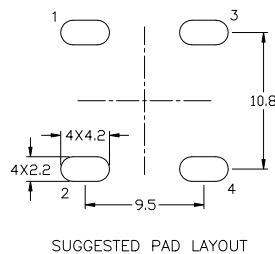
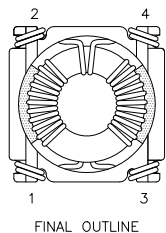
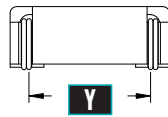
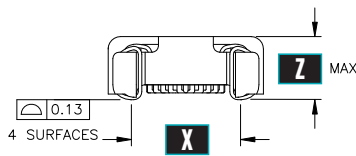
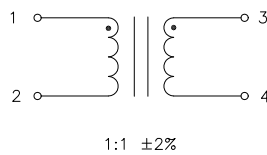


Please note that for PA2741NL and PA2742NL the part should be connected as follows:
Customer to connect pins (1,2) and (4,3) together on board to form a single winding (1,2-4,3).
Customer to connect pins (8,7) and (5,6) together on board to form a single winding (8,7-5,6)
All ratings (leakage and DCR) are with respect to the above winding configuration.

PoleCat - PA2743NL, PA2744NL, PA2745NL, PA2746NL, PA2747NL, PA2748NL, PA3927NL, PA0473NL, and PA0354NL



Schematic



Polecat Dimensions

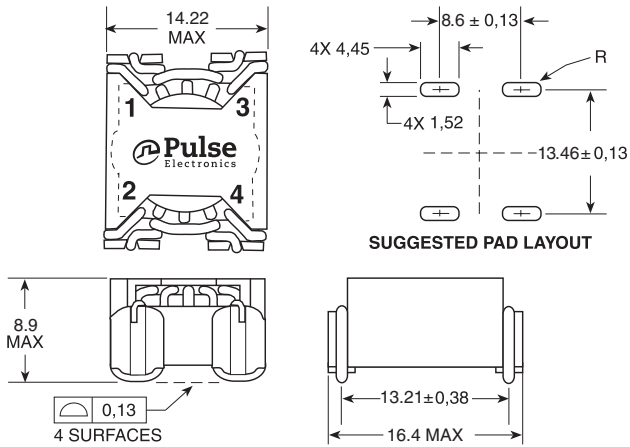
Part Number	A	B	X	Y	Z
PA2743NL	13.0	13.0	8.4	10.4	5.6
PA2744NL	13.0	13.0	8.4	10.4	5.6
PA2745NL	13.2	13.2	8.6	10.7	5.6
PA2746NL	13.2	13.2	8.6	10.7	5.6
PA2747NL	13.5	13.5	8.6	10.7	5.6
PA2748NL	12.7	13.2	8.4	10.4	5.6
PA3927NL	13.0	13.0	8.4	10.4	8.6
PA0473NL	12.7	12.7	8.4	10.4	5.5
PA0354NL	12.7	12.7	8.4	10.4	5.5

SMT Common Mode Chokes

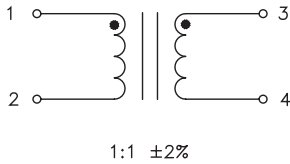
0.5A to 20A_{dc}

Mechanicals

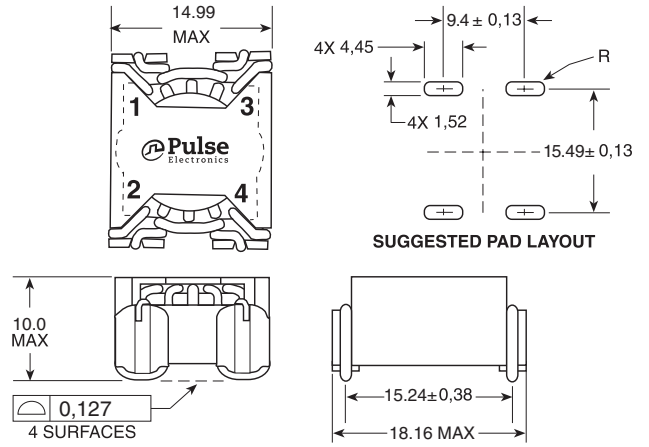
LCCI-37-1 - PA2749NL



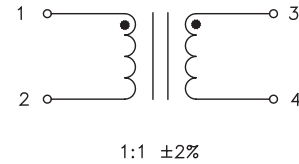
Schematic



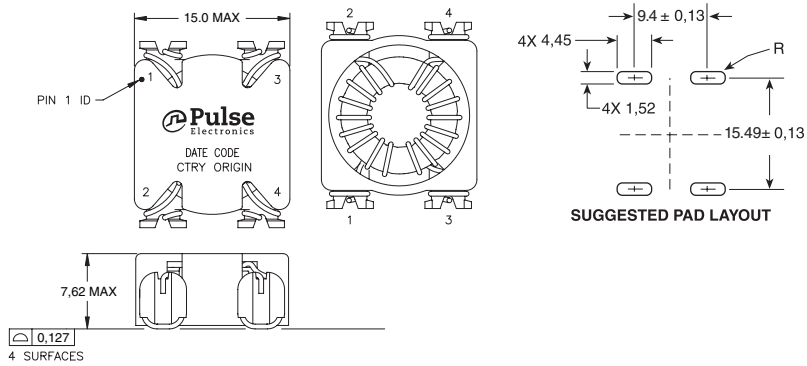
LCCI-44 - PA2750NL



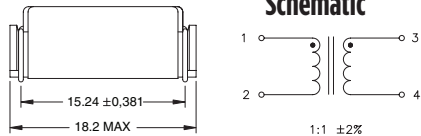
Schematic



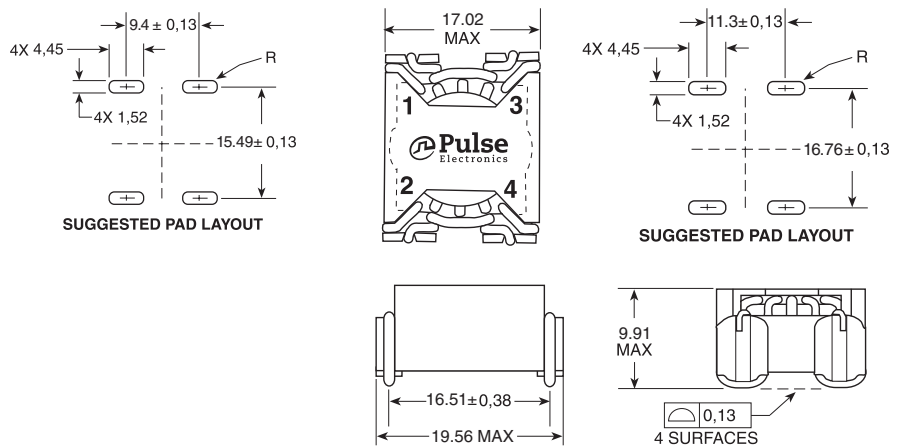
LCCI-44LP - PA2751NL



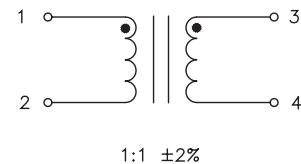
Schematic



LCCI-50-1 - PA2752NL, P0353NL, P0422NL, P0421NL, P0420NL, P0351NL



Schematic



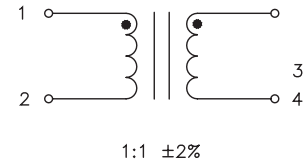
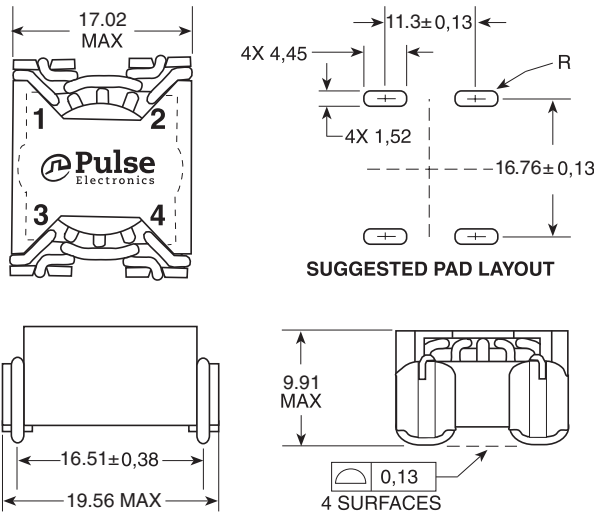
SMT Common Mode Chokes

0.5A to 20Adc

Mechanicals

Schematics

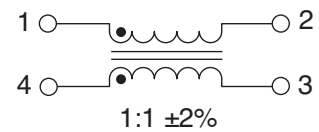
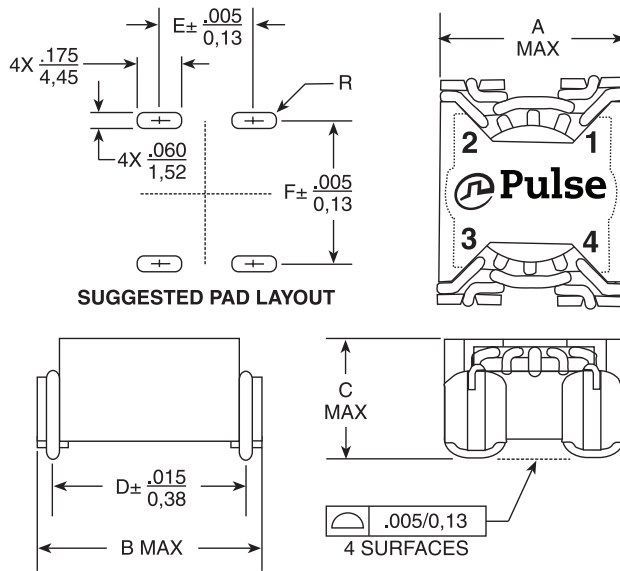
LCCI-50-2 - PA2753NL and PA2756NL



Mechanicals

Schematics

LCCI-37-2 & LCCI-50-3 - PE-5391xNL



Size	A	B	C	D	E	F
LCCI-37-2	.560/14,22	.645/16,38	.350/8,89	.520/13,21	.340/8,64	.530/13,46
LCCI-50-3	.670/17,02	.770/19,56	.390/9,90	.650/16,51	.445/11,30	.660/16,76

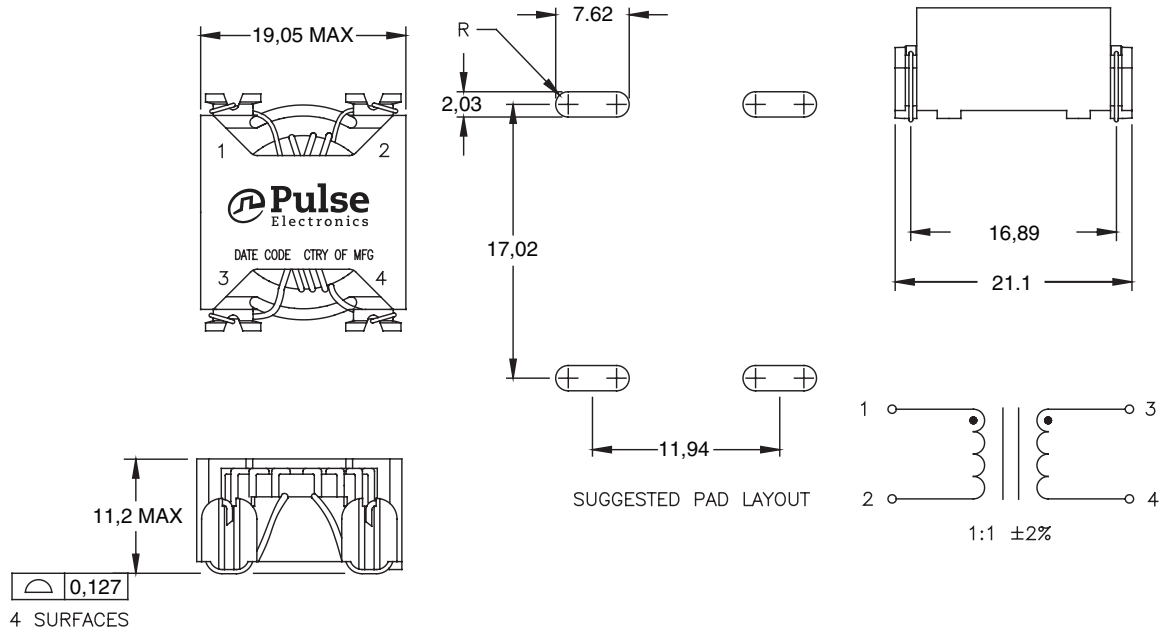
SMT Common Mode Chokes

0.5A to 20Adc

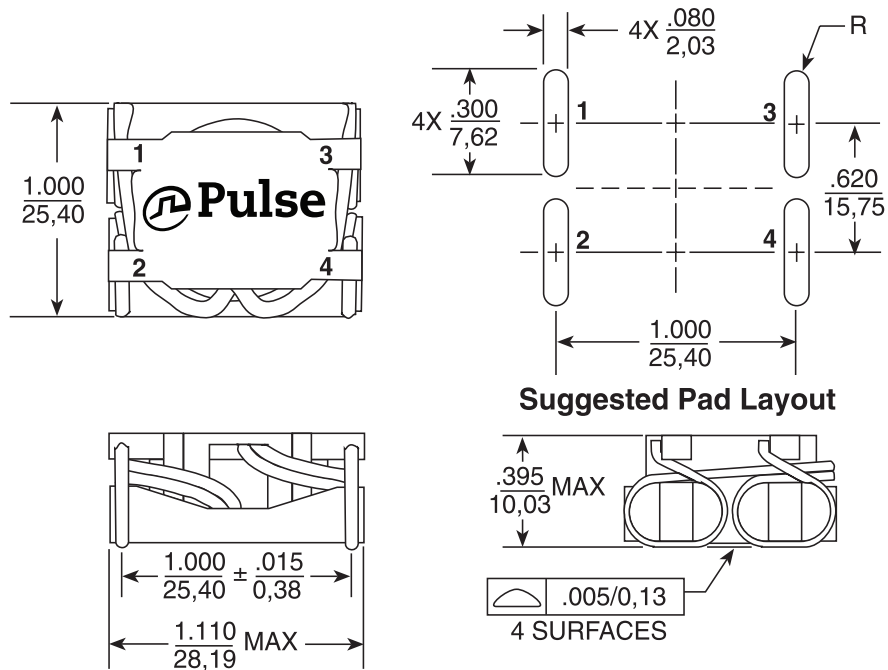
Mechanicals

Schematics

Makeni - PA2754NL, PA2755NL



HCCI-68 - P0527NL



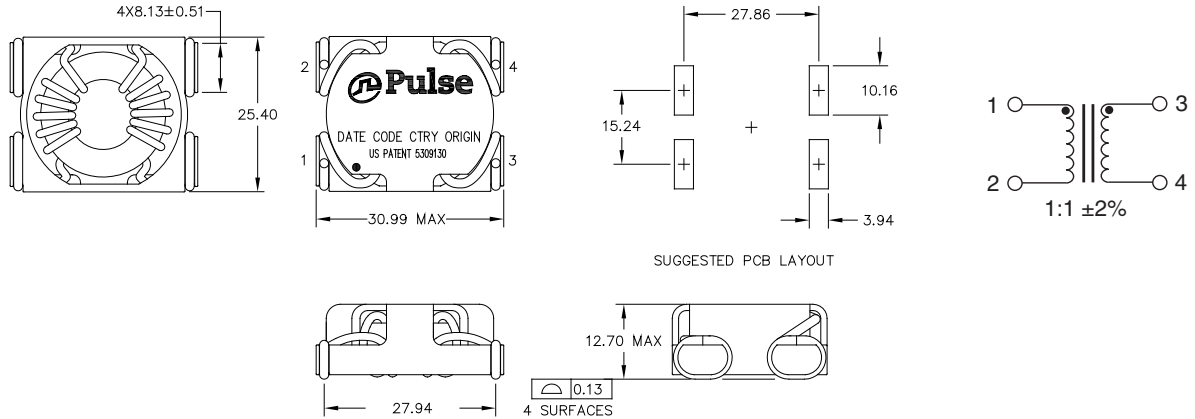
SMT Common Mode Chokes

0.5A to 20Adc

Mechanical

Schematic

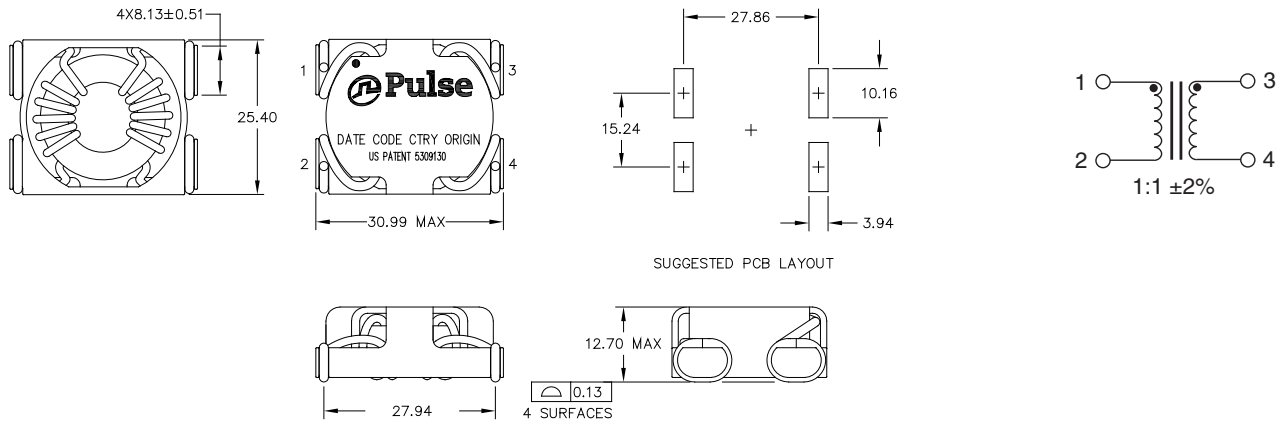
HCCI-80-1 - PA2757NL



Mechanical

Schematic

HCCI-80-2 - PA2670NL, PG1265NL, P0502NL, P0469NL and P0429NL



For More Information:

Americas - prodinfo_power_americas@yageo.com | Europe - prodinfo_power_emea@yageo.com | Asia - prodinfo_power_asia@yageo.com

Performance warranty of products offered on this data sheet is limited to the parameters specified. Data is subject to change without notice. Other brand and product names mentioned herein may be trademarks or registered trademarks of their respective owners. © Copyright, 2022. Pulse Electronics, Inc. All rights reserved.