

SMT Power Inductors

Power Beads - PA2983.XXXHL Series



- Current Rating:** Over 52Apk
- Inductance Range:** 23nH to 65nH
- Height:** 4.0mm Max
- Footprint:** 4.0mm x 5.0mm Max
- Halogen Free**

Electrical Specifications @ 25°C - Operating Temperature -40°C to +125°C

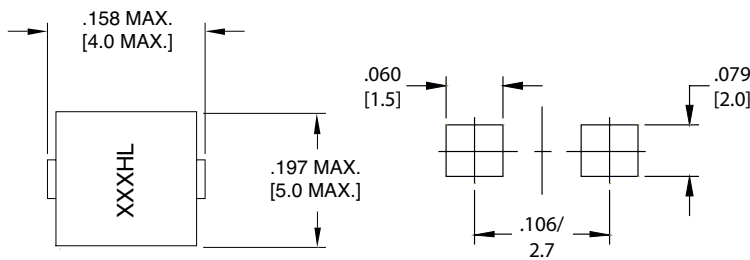
Part Number	Inductance ¹ @ 0A _{DC} (nH +/- 15%)	Inductance @ I _{rated} (nH TYP)	I _{rated} ² (A _{DC})	DCR ³ (mΩ nominal)	Saturation Current ⁴ (A TYP)		Heating Current ⁵ (A TYP)
					25°C	100°C	
PA2983.230HLT	23	23	30	0.33 +/- 10%	75+	52	30
PA2983.650HLT	65	60	24	0.33 +/- 10%	29.5	24	30

- Notes:**
- Inductance is measured at 100kHz, 100mVrms.
 - The rated current as listed is either the saturation current or the heating current depending on which value is lower.
 - The nominal DCR is measured from point (A) to (B), as shown below on the mechanical drawing.
 - The saturation current is the typical current which causes the inductance to drop by 20% at the stated ambient temperatures (25°C, 100°C). This current is determined by placing the component in the specified ambient environment and applying a short duration pulse current (to eliminate self-heating effects) to the component.
 - The heating current is the DC current which causes the part temperature to increase by approximately 40°C when used in a typical application.
 - In high volt*time applications, additional heating in the component can occur due to core losses in the inductor which may necessitate derating the current in order to limit the temperature rise of the component. To determine the approximate total losses (or temperature rise) for a given application, the core loss and temperature rise curves can be used.
 - The "T" suffix indicates the part is shipped in tape and reel packaging. Pulse complies to the industry standard type and reel specification EIA481. The tape and reel for this product has a width (W=12mm), pitch (Po=0.8mm) and depth (Ko=12mm).
 - The temperature of the component (ambient plus temperature rise) must be within the stated operating temperature range.

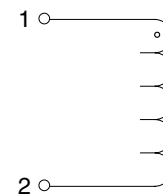
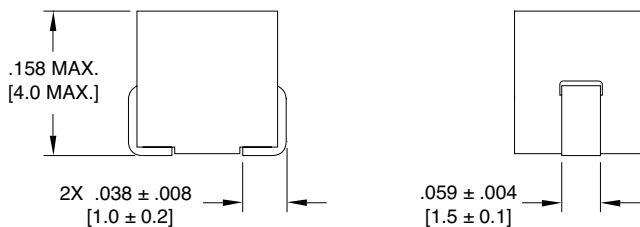
Mechanical

Schematic

PA2983.XXXHLT



SUGGESTED PAD LAYOUT



Weight0.8 grams
Tape & Reel1200/reel

Dimensions: $\frac{\text{Inches}}{\text{mm}}$

Unless otherwise specified, all tolerances are $\pm \frac{.010}{0,25}$

USA 858 674 8100

Germany 49 7032 7806 0

Singapore 65 6287 8998

Shanghai 86 21 62787060

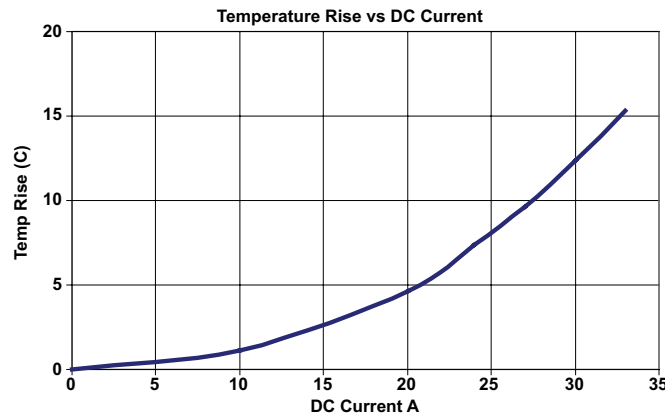
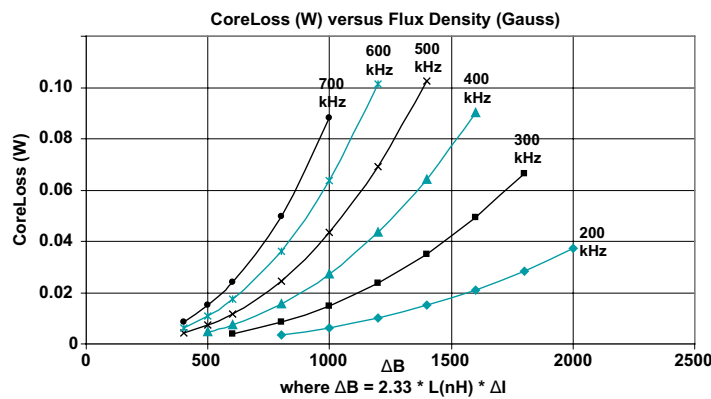
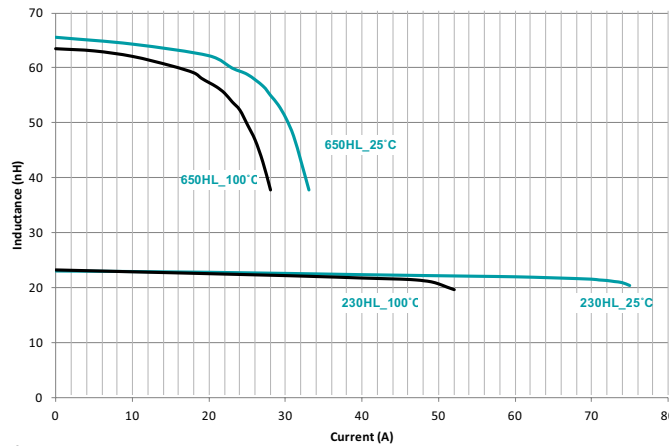
China 86 755 33966678

Taiwan 886 3 4356768

SMT Power Inductors

Power Beads - PA2983.XXXHL Series

PA2983.XXXHL, LvsI, 25°C and 100°C



For More Information

Pulse Worldwide Headquarters
12220 World Trade Drive
San Diego, CA
92128
U.S.A.

Pulse Europe
Einsteinstrasse 1
D-71083 Herrenberg
Germany

Pulse China Headquarters
B402, Shenzhen Academy of
Aerospace Technol-
ogy Bldg.
10th Kejianan Road
High-Tech Zone
Nanshan District
Shenzhen, PR China
518057
Tel: 86 755 33966678
Fax: 86 755 33966700

Pulse North China
Room 2704/2705
Super Ocean Finance
Ctr.
2067 Yan An Road
West
Shanghai 200336
China
Tel: 86 21 62787060
Fax: 86 2162786973

Pulse South Asia
135 Joo Seng Road
#03-02
PM Industrial Bldg.
Singapore 368363
Tel: 65 6287 8998
Fax: 65 6287 8998

Pulse North Asia
3F, No. 198
Zhongyuan Road
Zhongli City
Taoyuan County 320
Taiwan R. O. C.
Tel: 886 3 4356768
Fax: 886 3 4356823 (Pulse)
Fax: 886 3 4356820 (FRE)

Tel: 858 674 8100
Fax: 858 674 8262

Tel: 49 7032 78060
Fax: 49 7032 7806 135

Performance warranty of products offered on this data sheet is limited to the parameters specified. Data is subject to change without notice. Other brand and product names mentioned herein may be trademarks or registered trademarks of their respective owners. © Copyright, 2014. Pulse Electronics, Inc. All rights reserved.