


SMT Power Inductors

High Current Composite Inductor - PA5003.XXXNLT and PM2203.XXXNLT



- Ⓟ **Height:** 3.1mm Max
- Ⓟ **Footprint:** 5.7mm x 5.5mm Max
- Ⓟ **Current Rating:** up to 36Apk
- Ⓟ **Inductance Range:** 0.15uH to 4.7uH
- Ⓟ High current, low DCR, and high efficiency
- Ⓟ Rated Voltage between Terminals: 60V
- Ⓟ Minimized acoustic noise and minimized leakage flux noise
- Ⓟ Available in Commercial (PA5003) and Automotive (PM2203) grades

Electrical Specifications @ 25°C, Operating Temperature Range -55°C to 155°C

Part Number		Inductance 100KHz, 0.1V uH±20%	Rated ³ Current A	DC Resistance		Saturation ² Current A	K Factor for Core Loss
Commerical	Automotive ⁶			TYP. mΩ	MAX. mΩ		
PA5003.151NLT	PM2203.151NLT	0.15	22.2	2.10	2.31	32.5	458.5
PA5003.161NLT	PM2203.161NLT	0.16	22.2	2.12	2.33	32.0	458.5
PA5003.331NLT	PM2203.331NLT	0.33	19.2	3.20	3.52	26.0	291.7
PA5003.471NLT	PM2203.471NLT	0.47	18.4	3.75	4.13	24.0	213.9
PA5003.561NLT	PM2203.561NLT	0.56	17.7	4.05	4.52	20.2	213.9
PA5003.601NLT	PM2203.601NLT	0.6	17.7	4.11	4.52	20.0	213.9
PA5003.801NLT	PM2203.801NLT	0.8	13.1	5.14	5.65	18.0	168.9
PA5003.821NLT	PM2203.821NLT	0.82	12.9	5.25	5.78	17.6	168.9
PA5003.102NLT	PM2203.102NLT	1.0	12.2	6.90	7.60	14.3	139.5
PA5003.122NLT	PM2203.122NLT	1.2	11	8.80	9.70	13.5	118.9
PA5003.152NLT	PM2203.152NLT	1.5	10.5	10.10	11.20	12.5	103.5
PA5003.182NLT	PM2203.182NLT	1.8	10.1	11.50	12.70	11.3	103.5
PA5003.222NLT	PM2203.222NLT	2.2	9.7	13.20	14.50	9.0	91.7
PA5003.332NLT	PM2203.332NLT	3.3	8.1	21.00	23.10	8.7	74.6
PA5003.472NLT	PM2203.472NLT	4.7	5.9	33.00	36.30	7.0	58.3

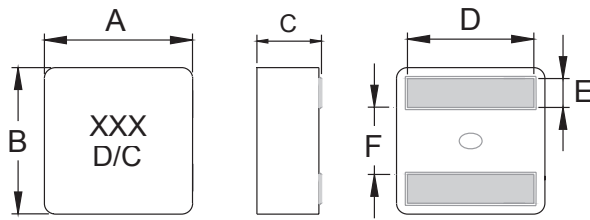
- Notes:**
- Actual temperature of the component during system operation (ambient plus temperature rise) must be within the standard operating range.
 - The saturation current is the current at which the initial inductance is guaranteed to drop by no more than 40%. The typical inductance at a specified current can be found on the typical performance curves.
 - The rated current is the DC current required to raise the component temperature by approximately 40 °C. Take note that the components' performanc varies depending on the system condition. It is suggested that the component be tested at the system level, to verify the temperature rise of the component during system operation.
 - The part temperature (ambient+temp rise) should not exceed 155 °C under worst case operating conditions. Circuit design, PCB trace size and thickness, airflow and other cooling provisions all affect the part temperature. Part temperature should be verified in the end application.
 - Parts shown in bold are standard catalog parts and are available through sample stock and distribution. Parts in lighter font are available but are not necessarily held in sample stock or distribution and lead times may be longer. Please contact Pulse for availability.
 - The PM2203.XXXNLT part numbers are AEC-Q200 and IATF16949 certified. The Inductance and mechanical dimensions are 100% tested in production but do not necessarily meet a product capability index (Cpk) >1.33 and therefore may not strictly conform to PPAP.
 - Special Characteristics Ⓟ

SMT Power Inductors

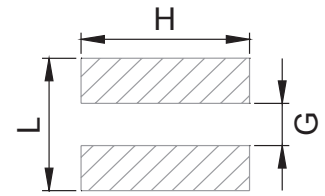
High Current Composite Inductor - PA5003.XXXNLT and PM2203.XXXNLT

Mechanical

PA5003.XXXNLT and PM2203.XXXNLT



FINAL LAYOUT

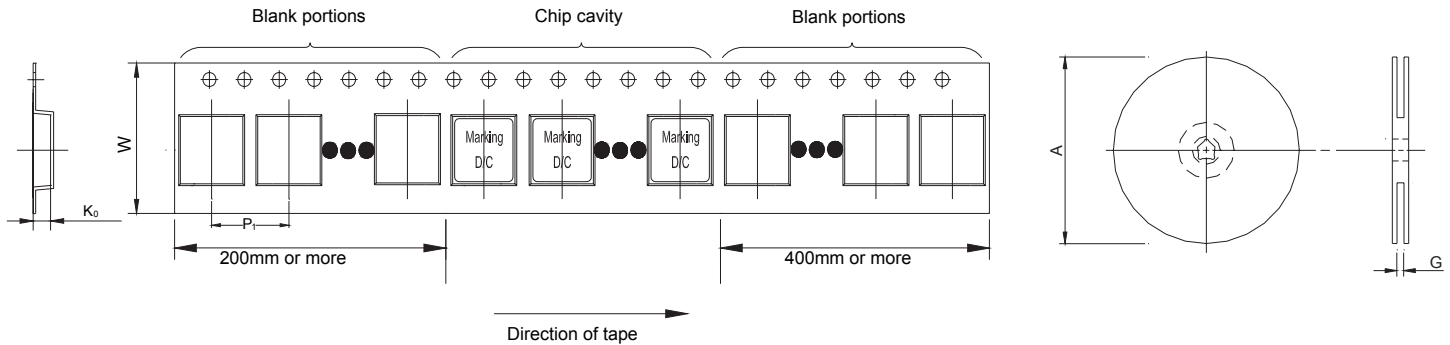


SUGGESTED PAD LAYOUT

Series	A	B	C	D	E	F	L	G	H
PA5003/PM2203	5.5±0.2	5.3±0.2	2.9±0.2	4.3±0.3	1.1±0.3	2.3±0.3	4.5 (REF)	2.0 (REF)	4.7 (REF)

All Dimensions in mm.

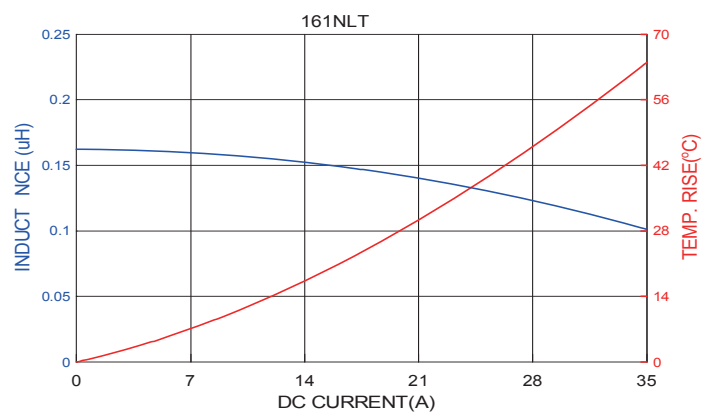
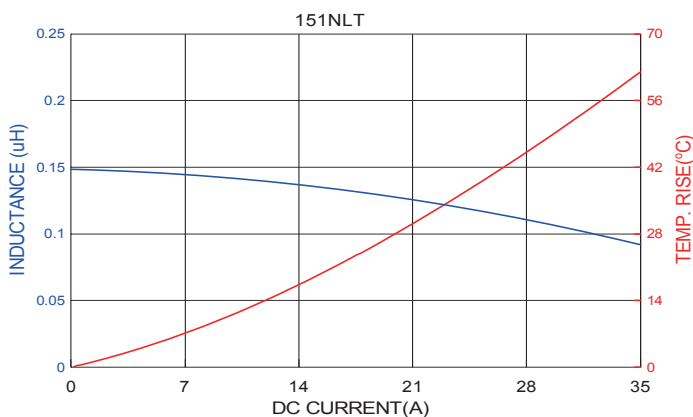
TAPE & REEL INFO



SURFACE MOUNTING TYPE, REEL/TAPE LIST

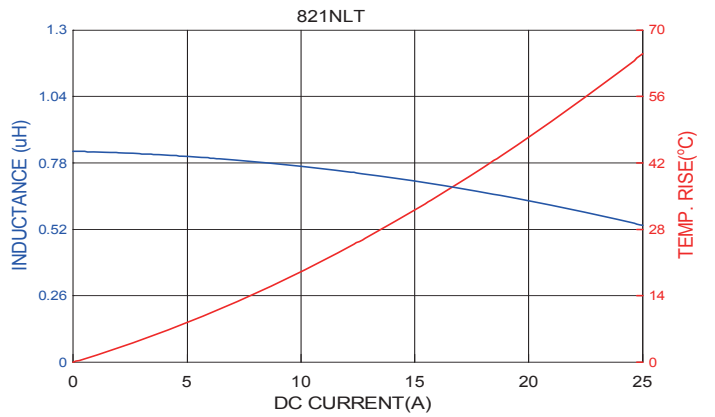
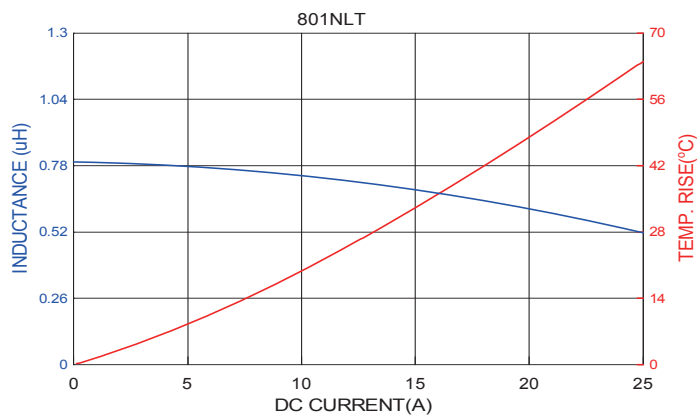
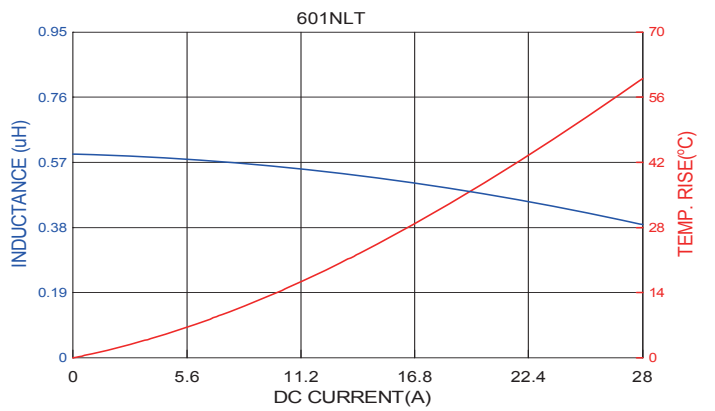
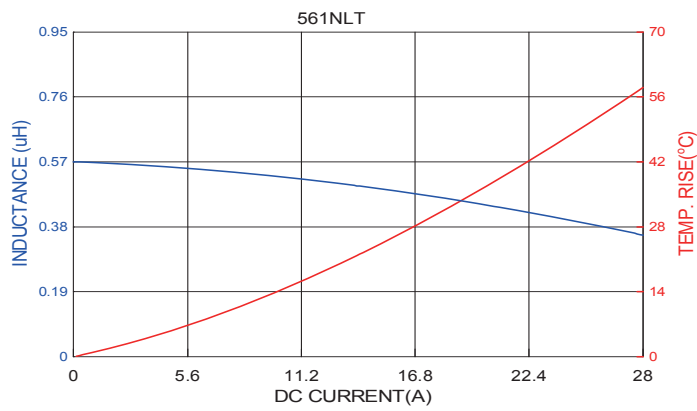
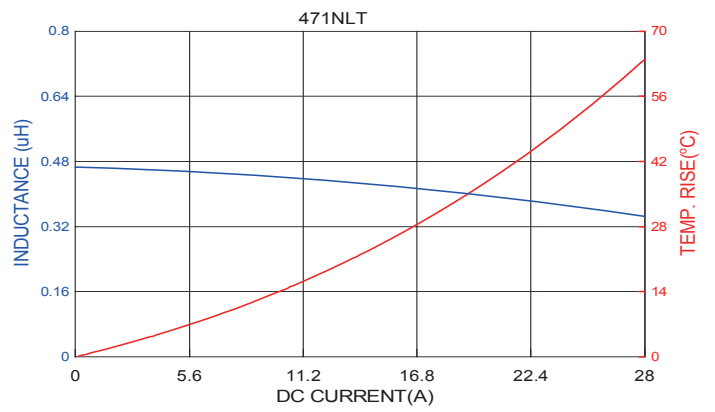
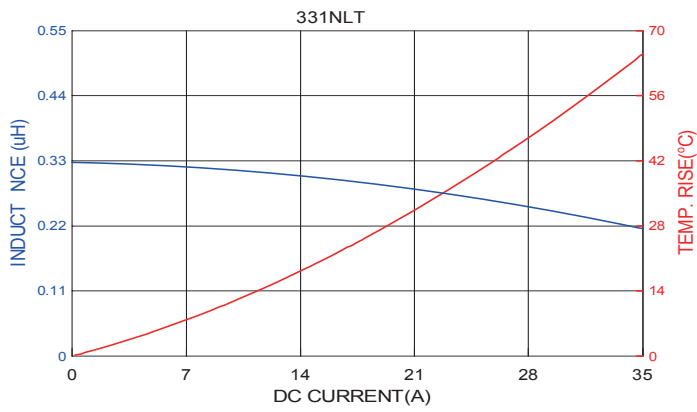
	REEL SIZE (mm)		TAPE SIZE (mm)			QTY
	A	G	P ₁	W	K ₀	PCS/REEL
PA5003/PM2203	Ø330	16.4	8	16	3.3	2000

Typical Performance Curves



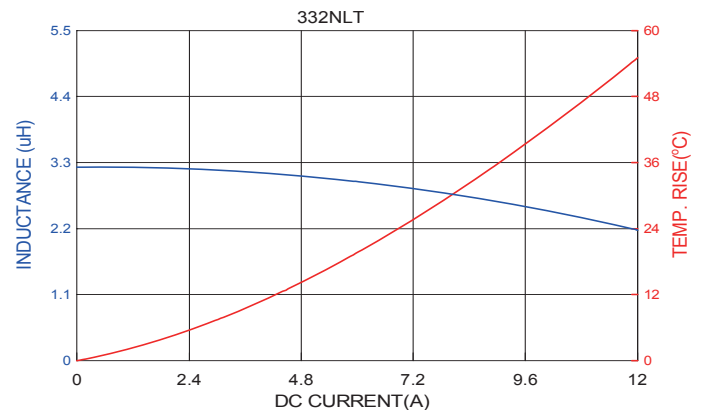
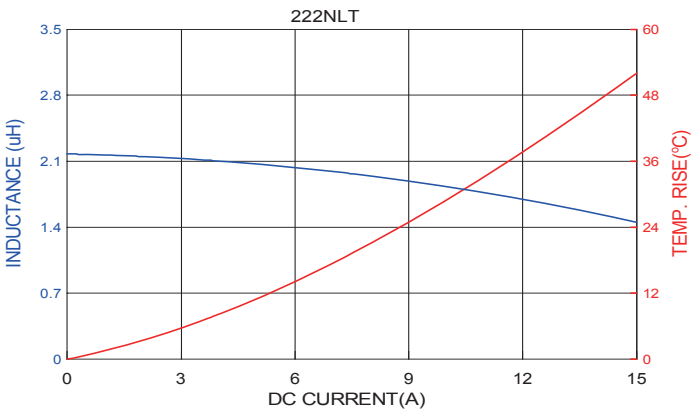
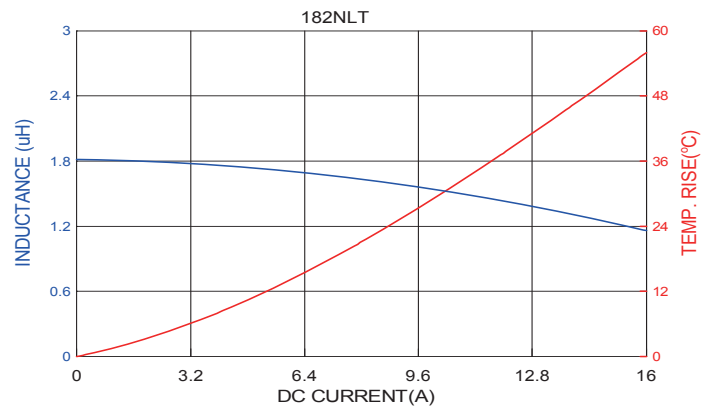
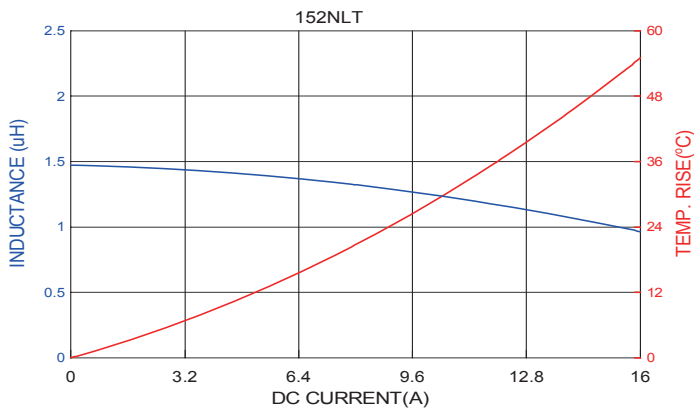
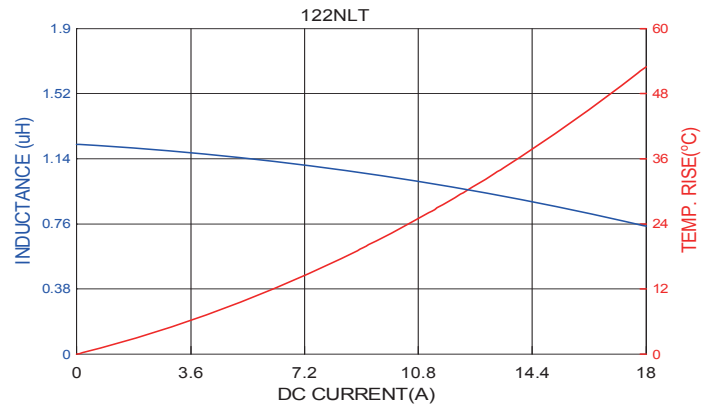
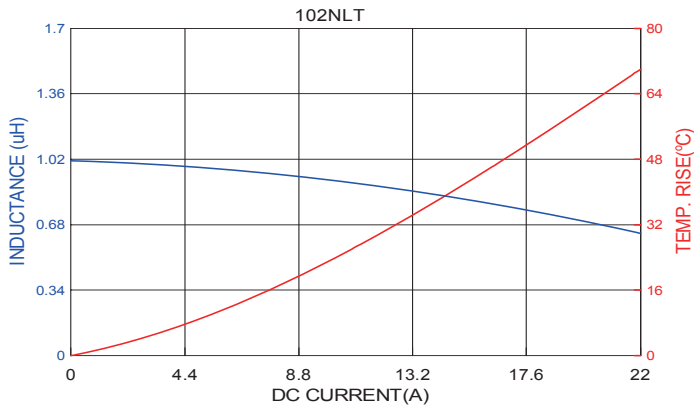
SMT Power Inductors

High Current Composite Inductor - PA5003.XXXNLT and PM2203.XXXNLT



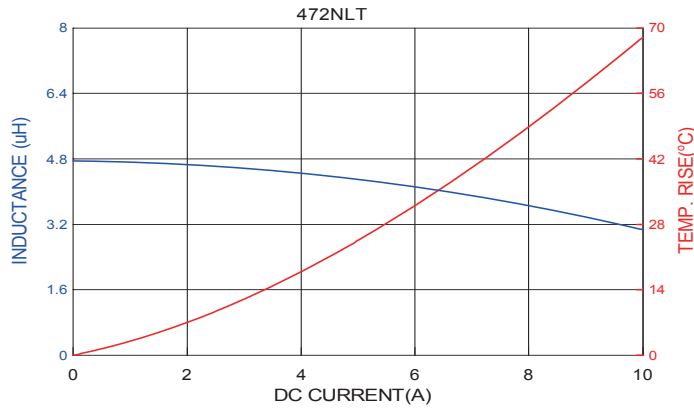
SMT Power Inductors

High Current Composite Inductor - PA5003.XXXNLT and PM2203.XXXNLT

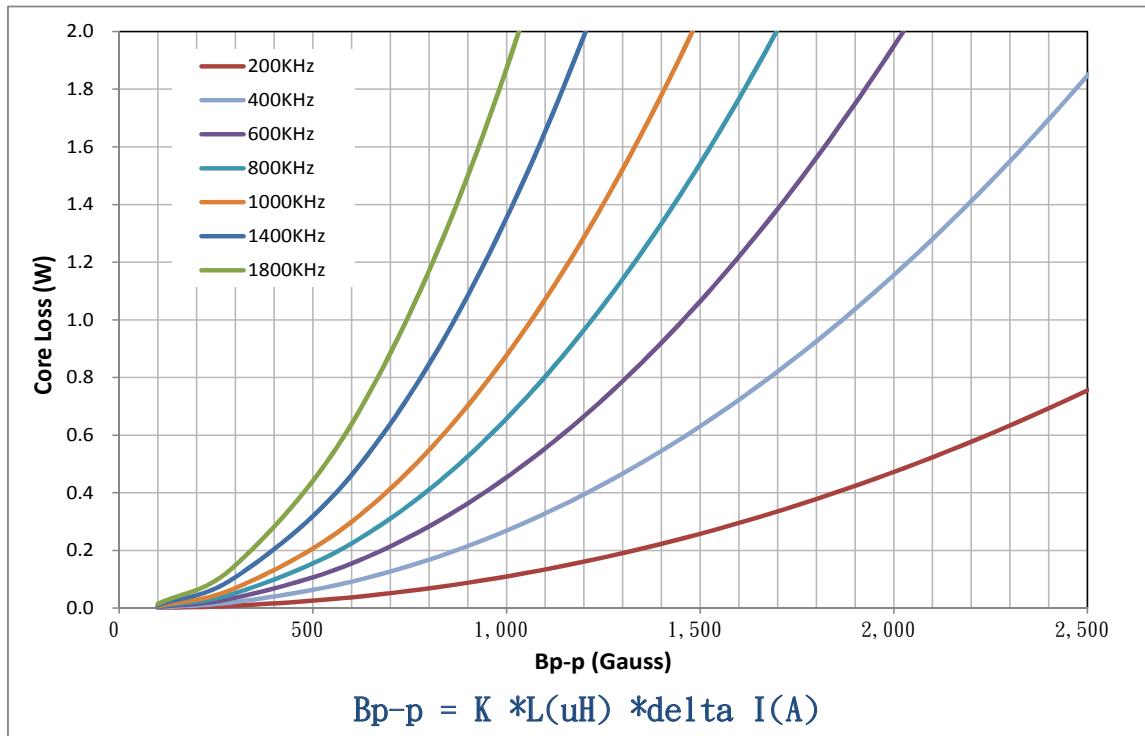


SMT Power Inductors

High Current Composite Inductor - PA5003.XXXNLT and PM2203.XXXNLT



CORE LOSS vs FLUX DENSITY



For More Information:

Americas - prodinfo_power@pulseelectronics.com | Europe - power-apps-europe@pulseelectronics.com | Asia - power-apps-asia@pulseelectronics.com

Performance warranty of products offered on this data sheet is limited to the parameters specified. Data is subject to change without notice. Other brand and product names mentioned herein may be trademarks or registered trademarks of their respective owners. © Copyright, 2021. Pulse Electronics, Inc. All rights reserved.