

# SMT Common Mode Chokes

PAC6006.XXXNLT & PAC6034.XXXNLT Series



- Ⓢ EP13 Platform
- Ⓢ Round Wire Coil (6006) and Bobbin (6034)
- Ⓢ 15.5x13.5x14.3mm & 17.5x13.5x12.45mm
- Ⓢ 60uH/17A to 3mH/0.92A
- Ⓢ 1500Vrms Isolation (380Vrms continuous)

## Electrical Specifications @ 25°C - Operating Temperature -40°C to +125°C

Part Number	Inductance (1-2)=(3-4)	I <sub>rated</sub>	Leakage Inductance (1-2) with (3-4) shorted	Capacitance (1,2) to (3,4)	DCR (1-2)=(3-4)		Self Resonant Frequency (1-2)=(3-4)	Impedance @ SRF
	(uH ±40%)				(A)	(uH TYP)		
<b>PAC6006.XXXNLT - 15.5 x 13.5 x 13.5mm Max</b>								
PAC6006.503NLT	58	17	0.8	2.2	2.6	3.0	3.4	0.35
PAC6006.104NLT	130	14	1.3	2.7	3.8	4.2	11	0.61
PAC6006.204NLT	230	12	1.5	3.3	4.8	5.3	7.0	1.0
PAC6006.264NLT	291	11	2.2	2.8	6.0	6.6	5.3	1.4
PAC6006.364NLT	360	10	2.6	2.5	7.8	8.6	5.5	1.6
PAC6006.444NLT	435	8.5	3.6	2.6	10	11	4.8	1.9
PAC6006.604NLT	608	6.7	4.8	2.8	15	16	3.9	2.5
<b>PAC6006.XXXNLT - 15.5 x 13.5 x 13.5mm Max</b>								
PAC6034.105NLT*	850	2.1	0.6	4.4	78	85	2.6	7.8
PAC6034.205NLT*	1800	1.1	0.85	3.5	260	290	2	16.2
PAC6034.305NLT*	3000	0.95	1	4.3	335	369	1.4	26

### NOTE:

- The current rating (I<sub>rated</sub>) is based upon the temperature rise of the component and represents the rms current which will cause a typical temperature rise of 50°C with free air cooling.
- The temperature of the component (ambient plus temperature rise) must be within the stated operating temperature range.
- Pulse complies to industry standard tape and reel specification EIA481.
- \* Inductance (1-2)=(3-4) (uH±35%)

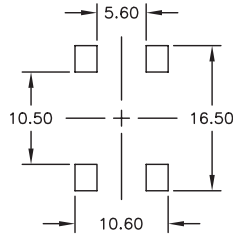
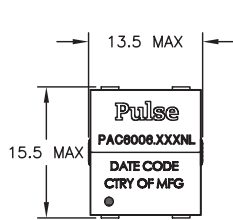
# SMT Common Mode Chokes

PAC6006.XXXNLT & PAC6034.XXXNLT Series

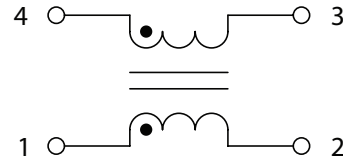
## Mechanicals

## Schematic

### PAC6006.XXXNLT



SUGGESTED PAD LAYOUT  
TOLERANCES  $\pm 0.05$   
CUSTOMER TO DETERMINE HOLE LAYOUT

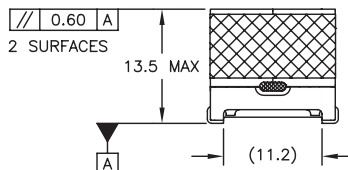
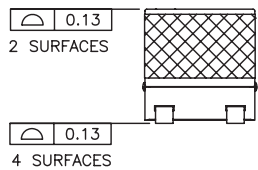


**Weight (TYP)** ..... 1.8 grams

**Tape & Reel** ..... 150/ Reel

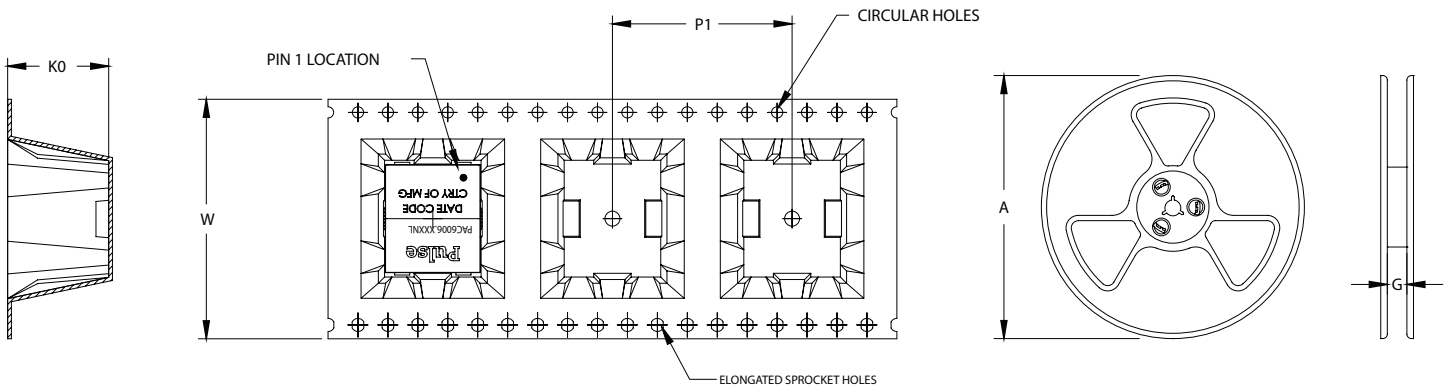
**Dimensions: mm**

Unless otherwise specified, all tolerance are  $\pm 0.25$



FINAL OUTLINE

### TAPE & REEL INFO



USER DIRECTION OF FEED

SURFACE MOUNTING TYPE, REEL/TAPE LIST						
PART NUMBER	REEL SIZE (mm)		TAPE SIZE (mm)			QTY
	A	G	P <sub>1</sub>	W	K <sub>0</sub>	PCS/REEL
PAC6006.XXXNLT	330	32.4	24	32	13.5	150

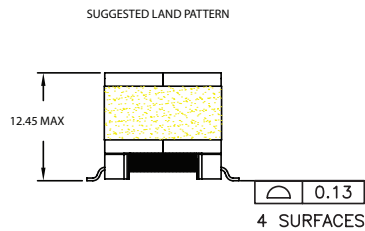
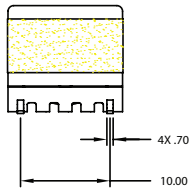
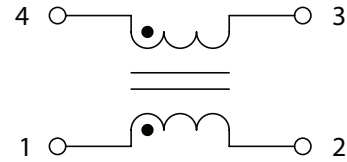
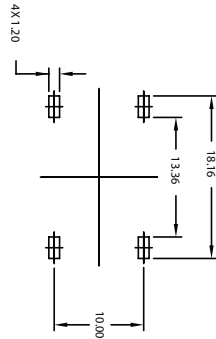
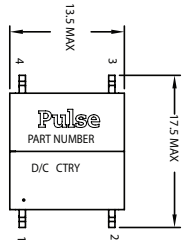
# SMT Common Mode Chokes

PAC6006.XXXNLT & PAC6034.XXXNLT Series

## Mechanicals

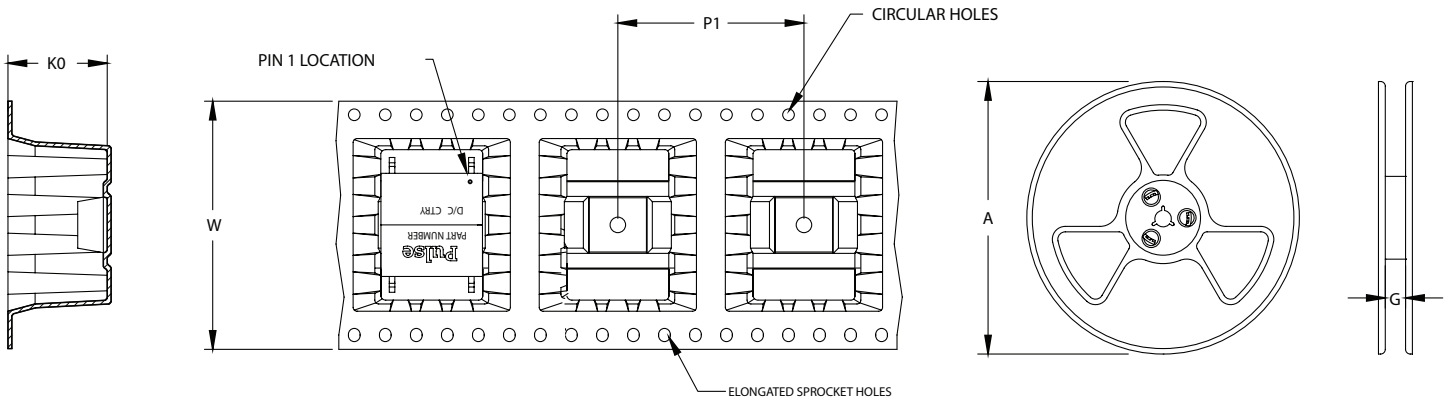
## Schematic

### PAC6034.XXXNLT



**Weight (TYP)** ..... 1.8 grams  
**Tape & Reel** ..... 150/ Reel  
**Dimensions: mm**  
 Unless otherwise specified, all tolerance are  $\pm 0.25$

## TAPE & REEL INFO



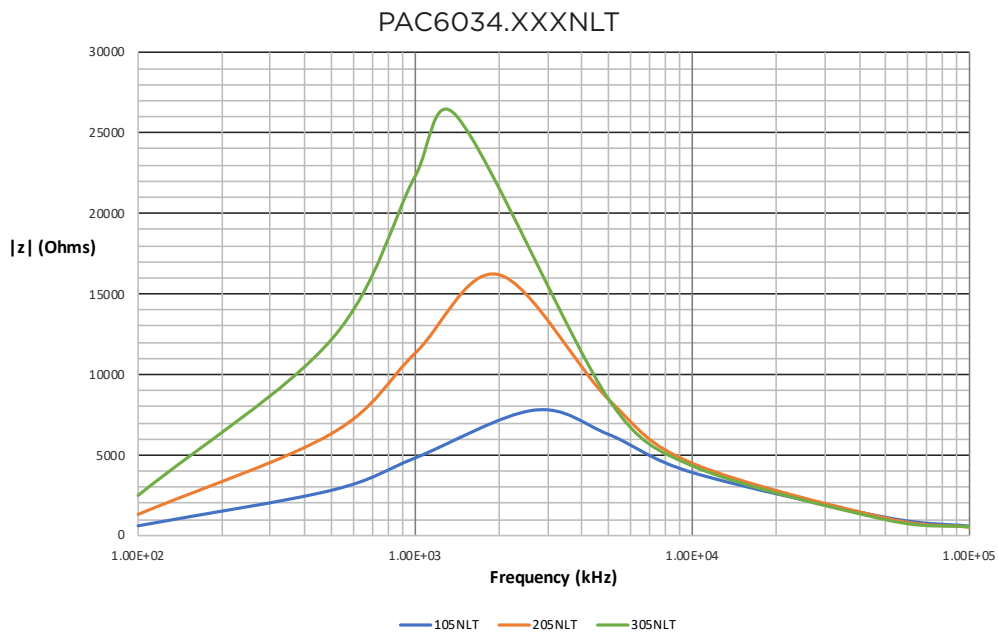
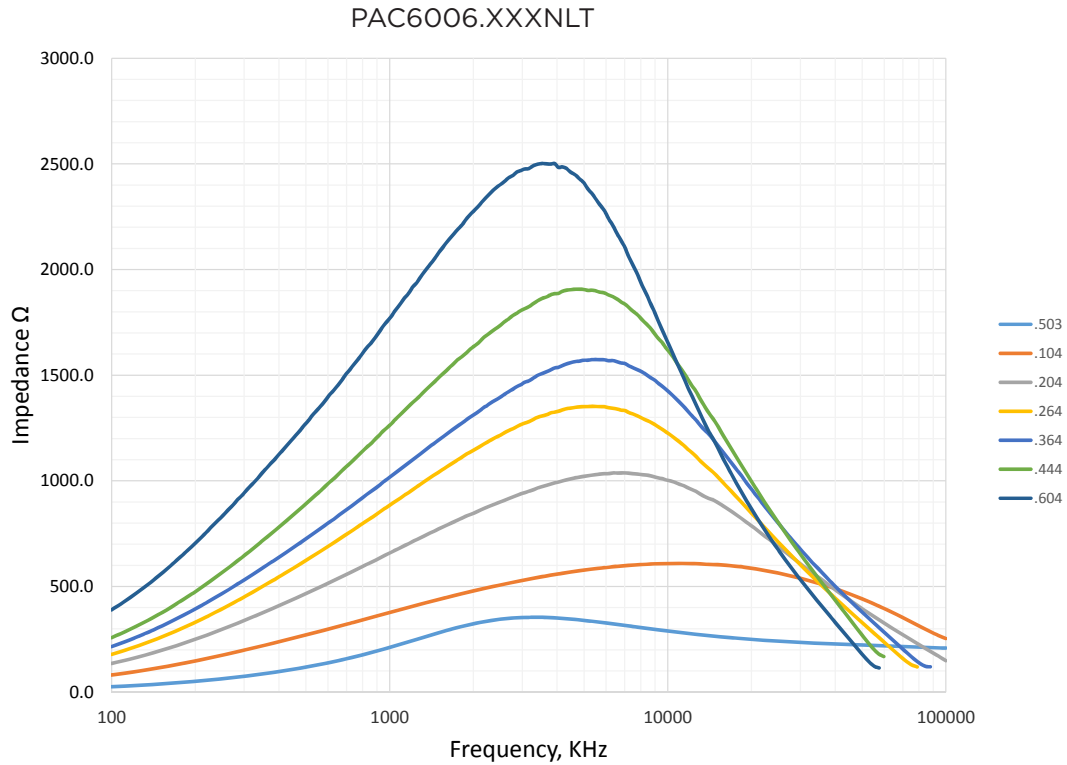
### SURFACE MOUNTING TYPE, REEL/TAPE LIST

PART NUMBER	REEL SIZE (mm)		TAPE SIZE (mm)			QTY
	A	G	P <sub>1</sub>	W	K <sub>0</sub>	PCS/REEL
PAC6034.XXXNLT	330	32.4	24	32	12.4	150

# SMT Common Mode Chokes

PAC6006.XXXNLT & PAC6034.XXXNLT Series

## Impedance Plots



### For More Information:

Americas - [prodinfo\\_power\\_americas@yageo.com](mailto:prodinfo_power_americas@yageo.com) | Europe - [prodinfo\\_power\\_emea@yageo.com](mailto:prodinfo_power_emea@yageo.com) | Asia - [prodinfo\\_power\\_asia@yageo.com](mailto:prodinfo_power_asia@yageo.com)

Performance warranty of products offered on this data sheet is limited to the parameters specified. Data is subject to change without notice. Other brand and product names mentioned herein may be trademarks or registered trademarks of their respective owners. © Copyright, 2023. Pulse Electronics, Inc. All rights reserved.