









# Directional DAS Series 4-port 4xMiMo 4G/5G Antenna

PD617-3800M4NF



## Features & Applications:

-  4G / 5G-FR1 617-3800MHz
-  4-Port MiMo
-  In-building wall mount, bracket included
-  Directional radiation pattern
-  Low PIM and SAR compliant
-  Connector N-Female as standard
-  For 4.3-10 Female version use P/N: PD617-3800M443

## ELECTRICAL SPECIFICATIONS

### PD617-3800M4NF

Frequency range	MHz		617-697	698-960	1710-2700	3300-3800
Gain	dBi		6.0±1	7.0±1	8.0±1	8.0±1
Polarization			+/-45deg slant			
Beam width	Horizontal	deg	80	90	70	60
	Vertical		80	80	60	40
VSWR			≤2.0	≤2.0	≤1.8	≤1.8
Front-to-back ratio	dB		15	20	25	25
Isolation	dB		>15	>20	>20	>20
PIM,3rd order,2x20W	dBc		≤-150			
Max. input power	W		50			
Impedance	Ohm		50			
SAR compliance			Compliant based on whole-body SAR limit RF Exposure calculation (CEI EN 50383)			

## MECHANICAL SPECIFICATIONS

### PD617-3800M4NF

<b>Dimension (W x L x H)</b>		<b>Housing Material</b>	<b>Color</b>	<b>Weight with mounting kit</b>	<b>Mounting Kit</b>	
410 x 305 x 84 mm (16.14 x 12.01 x 3.31 inch)		ABS, UV Protected	White RAL9003	1 kg (2.2 lbs)	Wall mount (standard)	
<b>Wireless Technology</b>	<b>No. of Port</b>	<b>Cable Length</b>		<b>Cable Type</b>	<b>Connector Type</b>	
4G,5G FR1	4	1Ft (0.3m)		Ø 0.160" low loss	NF	

## ENVIRONMENTAL SPECIFICATIONS

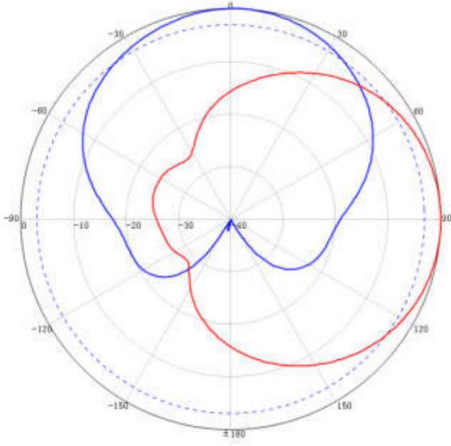
### PD617-3800M4NF

<b>Operating Temperature</b>	<b>Storage Temperature</b>	<b>RoHS Compliant</b>	<b>Ingress Protection</b>	<b>Warranty</b>
-40 / +60° C	-40 / +60° C	Yes	IP50	2 years

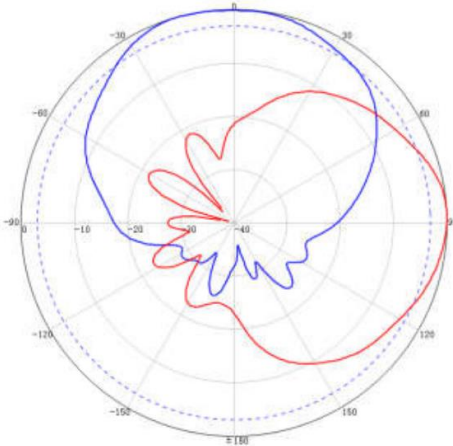
Radiation Pattern –Vertical and Horizontal Plane

PD617-3800M4NF

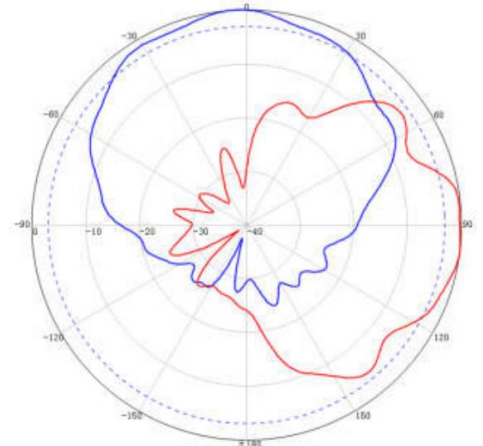
Vertical and Horizontal planes



617-960MHz



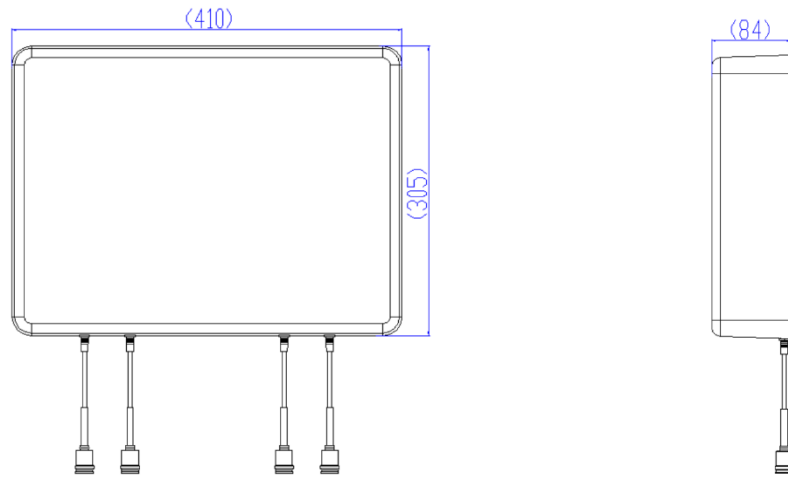
1710-2700MHz



3300-3800MHz


### Mechanical Drawing

PD617-3800M4NF



### Test Setup

General / Chamber Setup



# Directional DAS Series 4-port 4xMiMo 4G/5G Antenna

PD617-3800M4NF

## PACKAGING

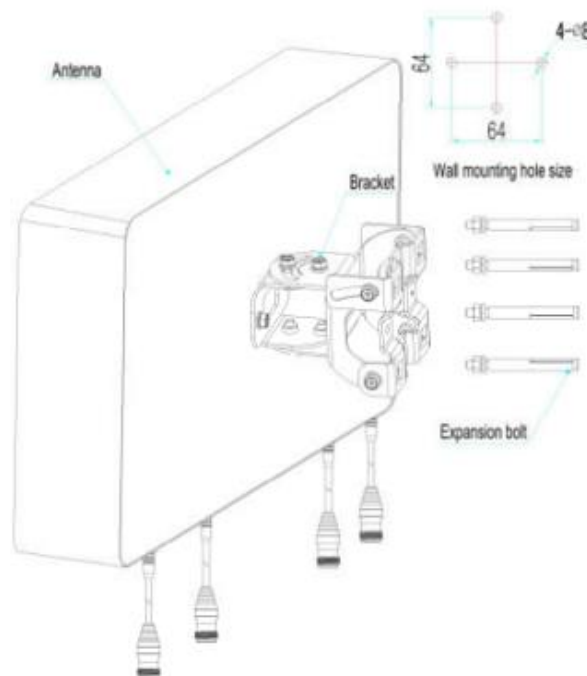
### PD617-3800M4NF

1. Inner box: 475\*415\*155mm;
2. Outer box size: 815\*485\*450mm;
3. 5Pcs/Carton;

## Installation instructions

### PD617-3800M4NF

### Wall Installation



#### Notes:

1. Please contact sales for availability, lead time, and/or any special requests. Samples available upon request.

#### For More Information:

Americas - [antennas.us@pulseelectronics.com](mailto:antennas.us@pulseelectronics.com) | Europe - [antennas.eu@pulseelectronics.com](mailto:antennas.eu@pulseelectronics.com) | Asia - [antennas.as@pulseelectronics.com](mailto:antennas.as@pulseelectronics.com) | Questions? +1-800-ANTENNA  
Performance warranty of products offered on this data sheet is limited to the parameters specified. Data is subject to change without notice. Other brand and product names mentioned herein may be trademarks or registered trademarks of their respective owners. © Copyright , 2020. Pulse Electronics, Inc. All rights reserved.  
Company address: Pulse Electronics, a YAGEO Company, 15255 Innovation Drive, Suite #100, San Diego, CA 92128

**'YAGEO Corporation and its affiliates do not recommend the use of commercial, automotive, and/or COTS grade products for high reliability applications or manned space flight.'**