


NOTES: UNLESS OTHERWISE SPECIFIED

1. **WARNING:** THIS COMPONENT IS RECOGNIZED BY ONE OR MORE SAFETY AGENCIES SUCH AS UL, VDE, CSA AND/OR TUV. ALL ENGINEERING CHANGES MUST HAVE PRIOR APPROVAL BY THE DESIGN CENTER PRODUCT SAFETY DEPARTMENT FOR SAFETY AGENCY COMPLIANCE.

RoHS 

NOTICE: THIS IS A RoHS COMPLIANT COMPONENT/PRODUCT. ALL ENGINEERING CHANGES MUST HAVE PRIOR APPROVAL BY THE DESIGN CENTER.

EDN APPROVAL: _____
QA APPROVAL: _____
DATE: _____

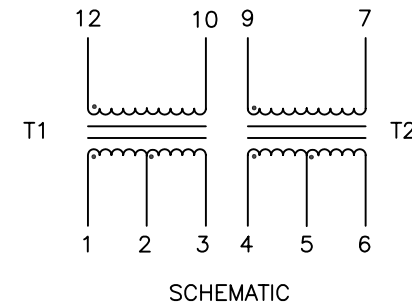
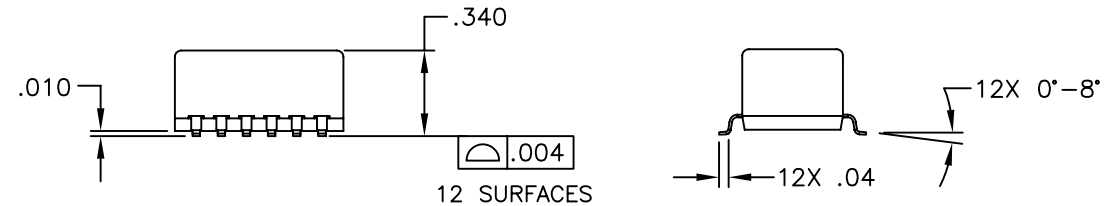
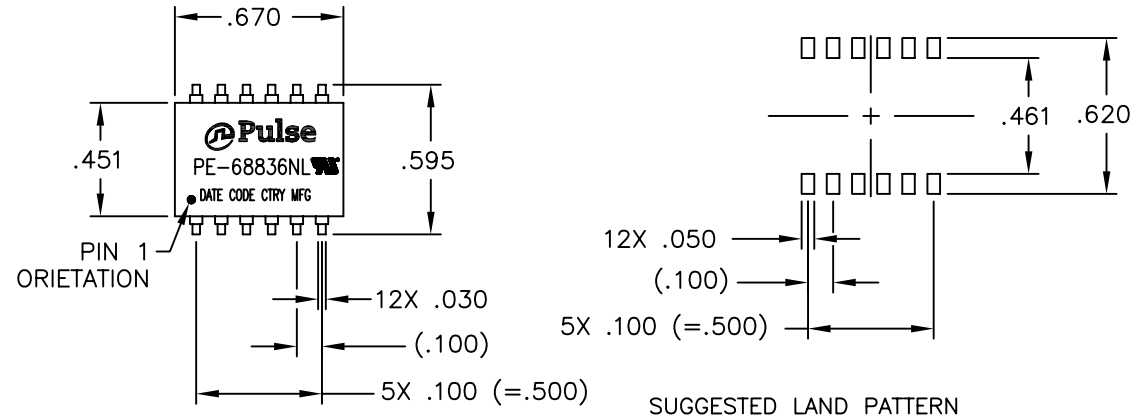
2. **RoHS** 

NOTICE: THIS IS A RoHS COMPLIANT COMPONENT/PRODUCT. ALL ENGINEERING CHANGES MUST HAVE PRIOR APPROVAL BY THE DESIGN CENTER.

3. PLASTIC: THERMOSET PLASTIC MATERIAL WITH FLAMMABILITY RATING UL 94V-0 OR BETTER.
4. SOLDERABILITY: CONFORMS TO ANSI/J-STD-002, 245°C REFLOW PEAK TEMPERATURE PER IPC/EIA J-STD-003A.
5. OPERATING TEMPERATURE: 0°C TO +70°C
6. STORAGE TEMPERATURE: -20°C TO +125°C
7. JEDEC MOISTURE: LEVEL 3.
8. DIMENSIONS ARE IN INCHES, TOLERANCES:
.XX = ±.01 .XXX = ±.005

ELECTRICAL CHARACTERISTICS AT +25°C UNLESS OTHERWISE SPECIFIED
(FOR REFERENCE ONLY. USED FOR CUSTOMER INFORMATION.)

PARAMETER	SPECIFICATIONS
TURNS RATIO @ 10 KHZ, 0.1 VRMS	$\frac{(1-3)}{(12-10)} = \frac{(4-6)}{(9-7)} = 1.265 \pm 2\%$ $\frac{(2-3)}{(12-10)} = \frac{(5-6)}{(9-7)} = 1.0 \pm 2\%$
PRIMARY INDUCTANCE (OCL) @ 100 KHZ, 0.02 VRMS	$(9-7) = (12-10) = 1.5 \text{ mH MINIMUM}$
CWW @ 100 KHZ, 0.02 VRMS	$(1-3) \text{ TO } (12-10) = 45 \text{ pF MAXIMUM}$ $(4-6) \text{ TO } (9-7) = 45 \text{ pF MAXIMUM}$
LEAKAGE INDUCTANCE (LL) @ 100 KHZ, 0.02 VRMS	$(12-10) \text{ TO } (1-3) \text{ SHORTED} = .4 \text{ uH MAXIMUM}$ $(9-7) \text{ TO } (4-6) \text{ SHORTED} = .4 \text{ uH MAXIMUM}$
DC RESISTANCE (DCR)	$(1-3) = (4-6) = 1.0 \text{ OHM MAXIMUM}$ $(12-10) = (9-7) = .8 \text{ OHM MAXIMUM}$
INPUT - OUTPUT ISOLATION	1500 VRMS FOR 1 MINUTE



© Copyright, 2013. Pulse Electronics Corp. All rights reserved. Drawing specifications subject to change without notice. (12/16/13)

PULSE CONFIDENTIAL & PROPRIETARY	PRODUCT DESCRIPTION	PS DRAWING	SHEET:	DWG. NO./ PART NO.	REV.
	XFMR,DUAL,T1,AN,1/1.26:1,NL	PS-0060.001-C	1	PE-68836NL	M12