

Series: Portables

Description: 1/2 WAVE END FED

PART NUMBER: SPEN14918



Features:

- 890 – 960 MHz
- Omnidirectional antenna
- Gain 0.7dBi
- Polarization Vertical
- Connector M7 X 1.00
- Length 151.2 mm
- IP67

Applications:

- 890-960 Portable radios
- Handheld radios
- Public safety
- First responders
- RoHS Compliant

Issue:1905

In the effort to improve our products, we reserve the right to make changes judged to be necessary.

CONFIDENTIAL AND PROPRIETARY INFORMATION

This document contains confidential and proprietary information of Pulse Electronics, Inc. (Pulse) and is protected by copyright, trade secret and other state and federal laws. Its receipt or possession does not convey any rights to reproduce, disclose its contents, or to manufacture, use or sell anything it may describe. Reproduction, disclosure or use without specific written authorization of Pulse is strictly forbidden.

For more information:

Pulse Worldwide Headquarters
15255 Innovation Drive #100
San Diego, CA 92128
USA
Tel:1-858-674-8100

Pulse/Larsen Antennas
18110 SE 34th St Bldg 2 Suite 250
Vancouver, WA 98683
USA
Tel: 1-360-944-7551

Europe Headquarters
Pulse GmbH & Do, KG
Zeppelinstrasse 15
Herrenberg, Germany
Tel: 49 7032 7806 0

Pulse (Suzhou) Wireless Products Co, Inc.
99 Huo Ju Road(#29 Bldg,4th Phase
Suzhou New District
Jiangsu Province, Suzhou 215009 PR China
Tel: 86 512 6807 9998



Description: 1/2 WAVE END FED

Series: Portables

PART NUMBER: SPEN14918

ELECTRICAL SPECIFICATIONS

Antenna Type	Half wave, End fed
Frequency	890-960 MHz
Nominal Impedance	50 Ω
VSWR	3:1
Radiation Pattern	Omni
HPBW Vertical Plane, Avg.	90°
Peak Gain	0.7 dBi
Efficiency	65 %
Polarization	Vertical
Power Withstanding	3.5 W

MECHANICAL SPECIFICATIONS

Overall Length	151.2 mm
Weight	11.4 g
Antenna Color / Material	Black / TPU (TEXIN 245)
Connector type	M7 X 1.00 – Flush base (MD Type)

ENVIRONMENTAL SPECIFICATIONS

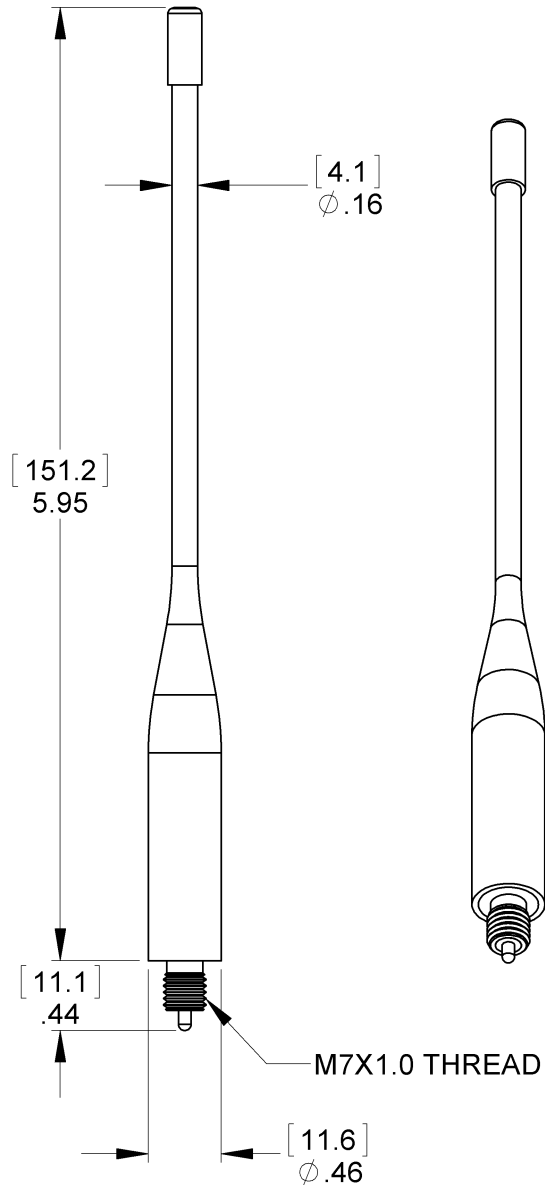
Operating Temperature	-40 to +85° C
Ingress Protection	IP67
RoHS Compliant	Yes

Description: 1/2 WAVE END FED

Series: Portables

PART NUMBER: SPEN14918

MECHANICAL DRAWING



All dimensions are in mm / inches

Issue:1905

In the effort to improve our products, we reserve the right to make changes judged to be necessary.

CONFIDENTIAL AND PROPRIETARY INFORMATION

This document contains confidential and proprietary information of Pulse Electronics, Inc. (Pulse) and is protected by copyright, trade secret and other state and federal laws. Its receipt or possession does not convey any rights to reproduce, disclose its contents, or to manufacture, use or sell anything it may describe. Reproduction, disclosure or use without specific written authorization of Pulse is strictly forbidden.

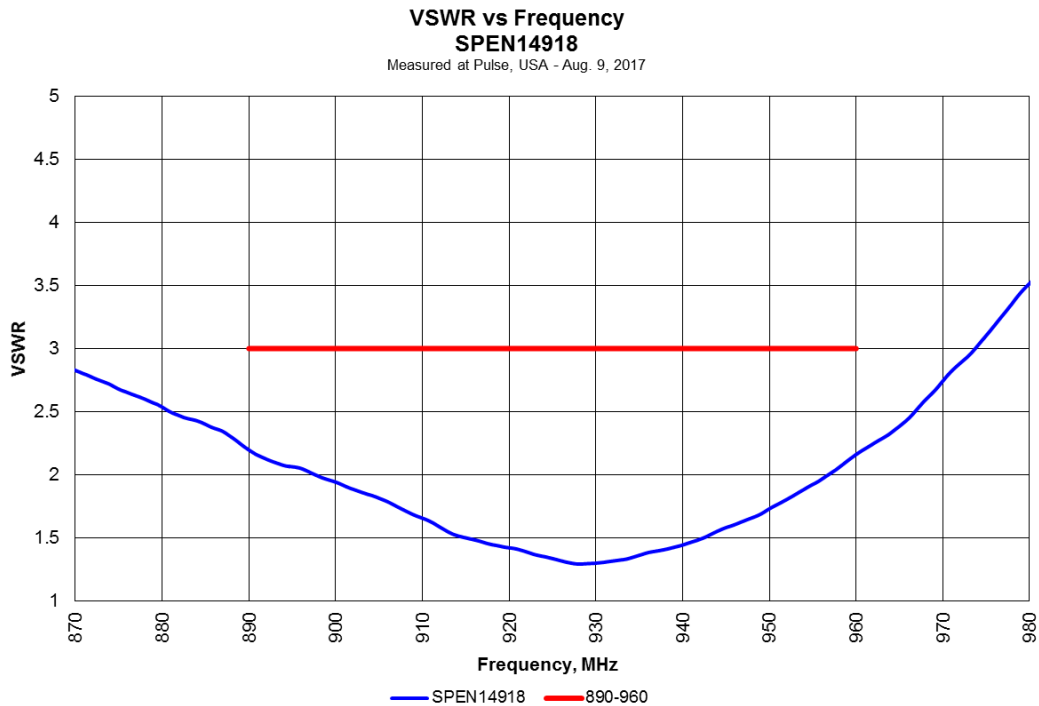
Description: 1/2 WAVE END FED

Series: Portables


PART NUMBER: SPEN14918

CHARTS

Note: antenna is mounted on the top center of a metal buddy box
Dimensions (L x W x H) in mm [inches]: 132.6 [5.22] x 60.5 [2.38] x 31.0 [1.22].



Test Setup



Issue:1905

In the effort to improve our products, we reserve the right to make changes judged to be necessary.

CONFIDENTIAL AND PROPRIETARY INFORMATION

This document contains confidential and proprietary information of Pulse Electronics, Inc. (Pulse) and is protected by copyright, trade secret and other state and federal laws. Its receipt or possession does not convey any rights to reproduce, disclose its contents, or to manufacture, use or sell anything it may describe. Reproduction, disclosure or use without specific written authorization of Pulse is strictly forbidden.

Description: 1/2 WAVE END FED

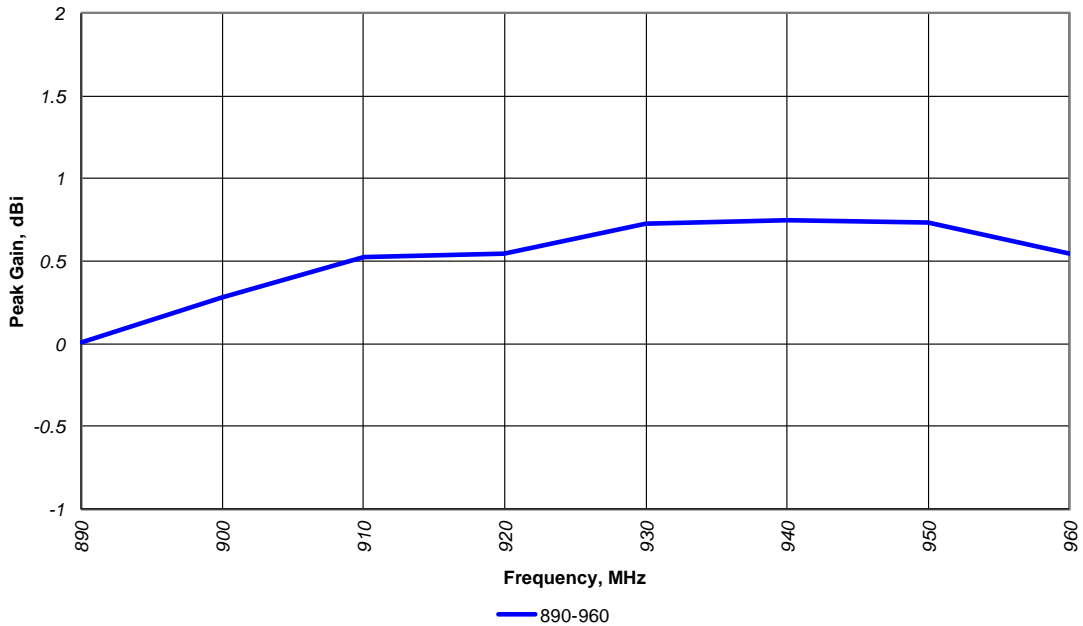
Series: Portables

PART NUMBER: SPEN14918

CHARTS

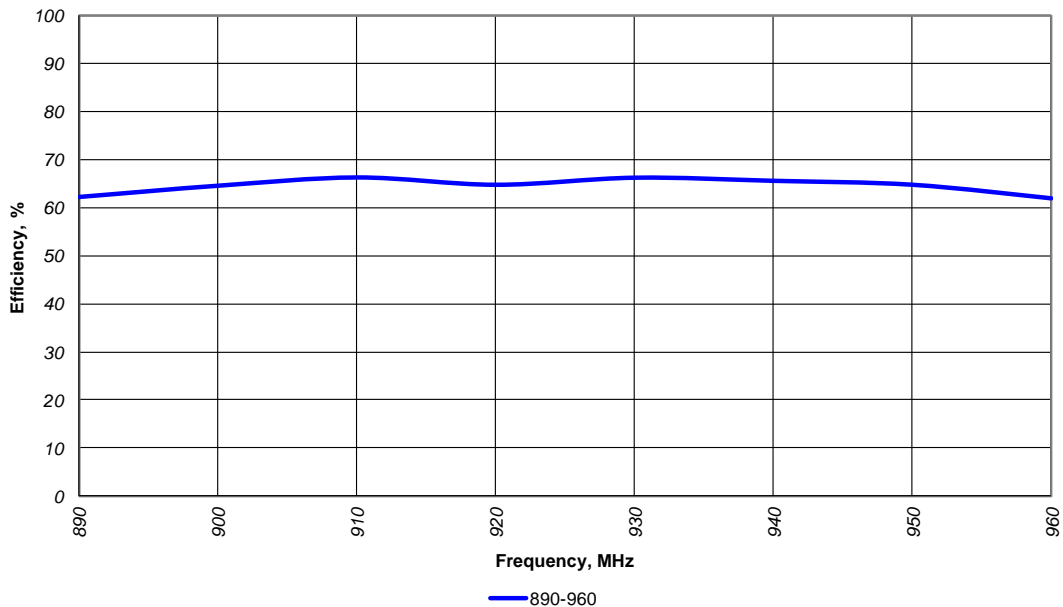
Peak Gain vs Frequency
SPEN14918

Measured at Pulse, USA - Aug. 9, 2017



Efficiency vs Frequency
SPEN14918

Measured at Pulse, USA - Aug. 9, 2017



Issue:1905

In the effort to improve our products, we reserve the right to make changes judged to be necessary.

CONFIDENTIAL AND PROPRIETARY INFORMATION

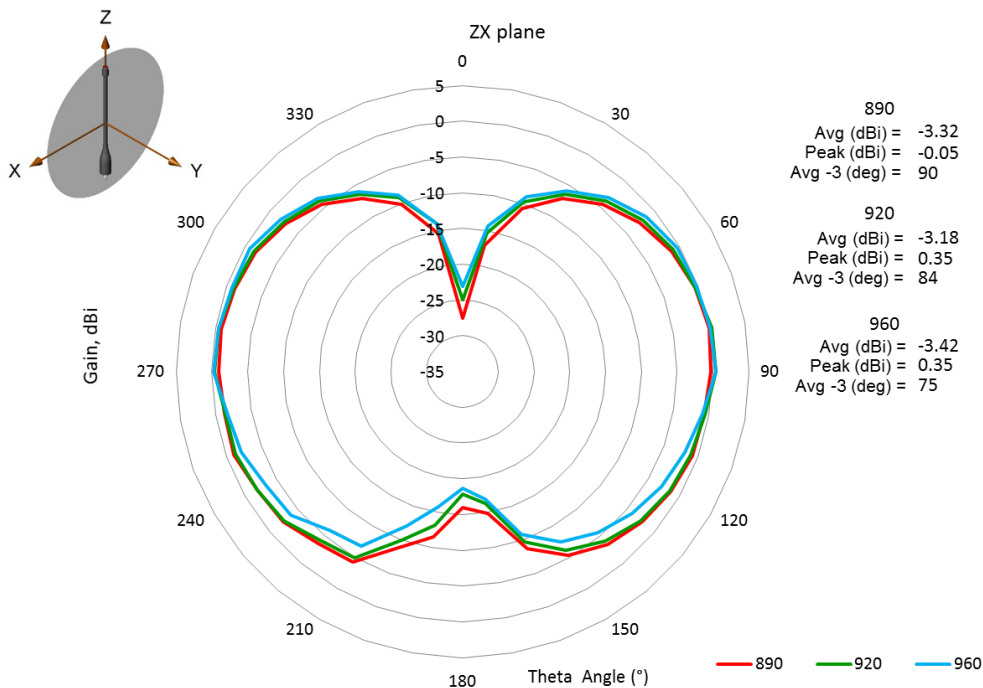
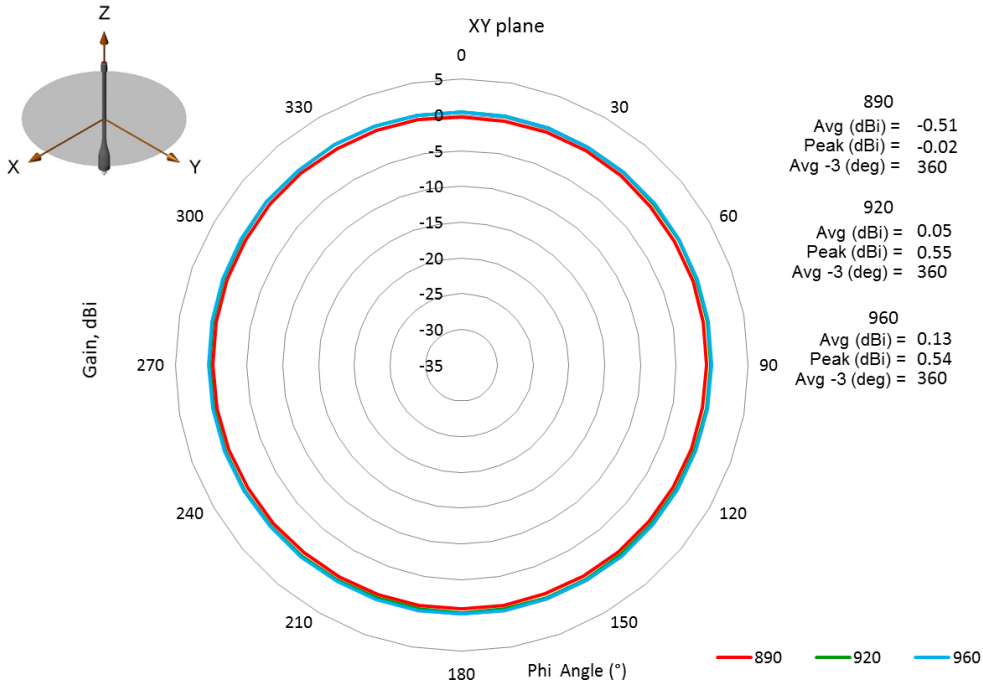
This document contains confidential and proprietary information of Pulse Electronics, Inc. (Pulse) and is protected by copyright, trade secret and other state and federal laws. Its receipt or possession does not convey any rights to reproduce, disclose its contents, or to manufacture, use or sell anything it may describe. Reproduction, disclosure or use without specific written authorization of Pulse is strictly forbidden.

Description: 1/2 WAVE END FED

Series: Portables

PART NUMBER: SPEN14918

CHARTS



Issue:1905

In the effort to improve our products, we reserve the right to make changes judged to be necessary.

CONFIDENTIAL AND PROPRIETARY INFORMATION

This document contains confidential and proprietary information of Pulse Electronics, Inc. (Pulse) and is protected by copyright, trade secret and other state and federal laws. Its receipt or possession does not convey any rights to reproduce, disclose its contents, or to manufacture, use or sell anything it may describe. Reproduction, disclosure or use without specific written authorization of Pulse is strictly forbidden.

Description: 1/2 WAVE END FED

Series: Portables

PART NUMBER: SPEN14918

PACKAGING

25 antennas in plastic bag: 15 “cap up,” 10 “cap down.”

1 label on plastic bag with part number, date code.

Issue:1905

In the effort to improve our products, we reserve the right to make changes judged to be necessary.

CONFIDENTIAL AND PROPRIETARY INFORMATION

This document contains confidential and proprietary information of Pulse Electronics, Inc. (Pulse) and is protected by copyright, trade secret and other state and federal laws. Its receipt or possession does not convey any rights to reproduce, disclose its contents, or to manufacture, use or sell anything it may describe. Reproduction, disclosure or use without specific written authorization of Pulse is strictly forbidden.