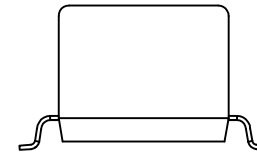
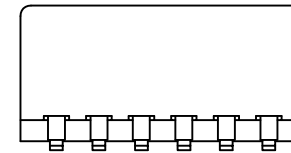
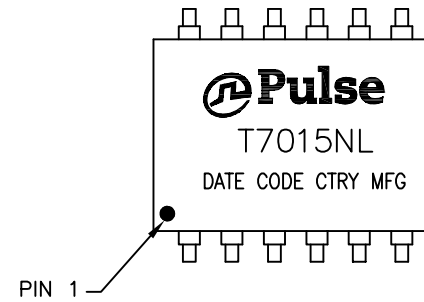


NOTES:

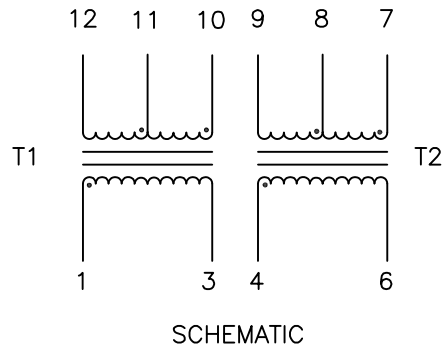
1. ROHS COMPLIANT
2. HEADER: THERMOSET PLASTIC MATERIAL WITH FLAMMABILITY RATING UL 94V-0 OR BETTER.
3. STORAGE TEMPERATURE: -20°C TO +125°C
4. COMPLIANCE TO J-STD:
 - A. J-STD-002: SOLDERABILITY AT 245°C REFLOW PROFILE
 - B. J-STD-020: LEVEL 3, MOISTURE SENSITIVE
 - C. J-STD-075: R7, 245°C MAXIMUM THROUGH REFLOW SOLDER
5. TO ORDER TAPE & REEL PACKAGING ADD A "T" SUFFIX TO THE PART NUMBER(i.e T7015NL BECOMES T7015NLT).



FINAL OUTLINE

© Copyright, 2015. Pulse Electronics Corp. All rights reserved. Pulse confidential & proprietary. (12/22/15)

PRODUCT DESCRIPTION	TLA DRAWING	PS DRAWING	SHEET	PART NO.	DATASHEET REV.
XFMR,DUAL,1:2CT,1:2CT	T7015NL-11	PS-0060.001-C	1 OF 3	T7015NL	A

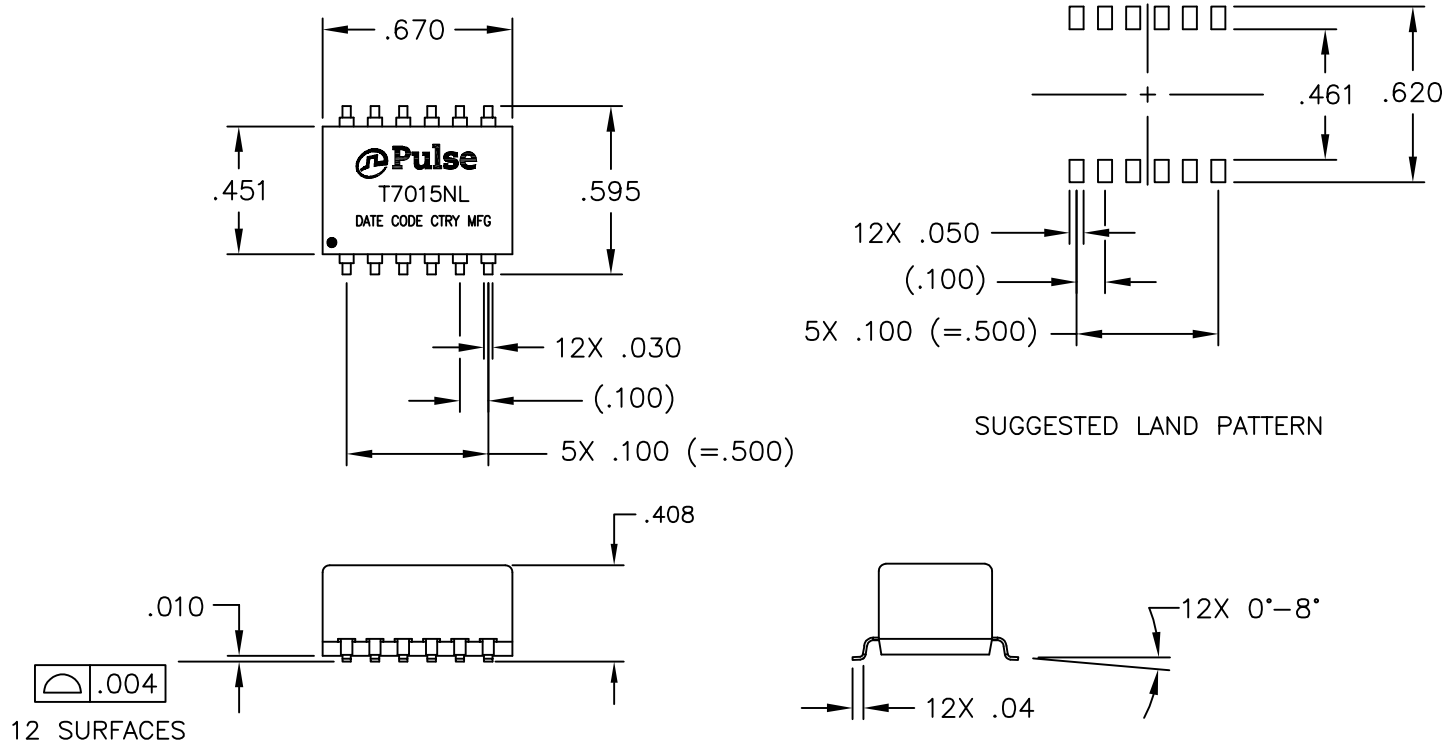


ELECTRICAL CHARACTERISTICS AT +25°C UNLESS OTHER SPECIFIED

PARAMETER	SPECIFICATIONS
OPERATING TEMPERATURE	0°C TO +70 °C
POLARITY	PER SCHEMATIC
URNS RATIO	$(1-3):(10-12)=(4-6):(7-9)=1:2 \pm 2\% @ 100mV 20KHz$
PRIMARY INDUCTANCE	20mH MIN @ 30KHz, .02V
LEAKAGE INDUCTANCE	5uH MAX @ 30KHz, .02V
CWW	$(1-3) \text{ TO } (10,11,12,) = 130 \text{ PF MAX @ } 30KHz .02V$ $(4-6) \text{ TO } (7,8,9,) = 130 \text{ PF MAX @ } 30KHz .02V$
DC RESISTANCE	$(1-3) = (4-6) = 2.8 \text{ OHMS MAX}$ $(10-12) = (7-9) = 5.6 \text{ OHMS MAX.}$
HI-POT	1500 VRMS FOR 1 MINUTE.

© Copyright, 2015. Pulse Electronics Corp. All rights reserved. Pulse confidential & proprietary. (12/22/15)

PRODUCT DESCRIPTION	TLA DRAWING	PS DRAWING	SHEET	PART NO.	DATASHEET REV.
XFMR,DUAL,1:2CT,1:2CT	T7015NL-11	PS-0060.001-C	2 OF 3	T7015NL	A



DIMENSIONS ARE IN INCHES [MILLIMETERS] WITH THE FOLLOWING
TOLERANCES: [MILLIMETERS] ARE FOR REFERENCE ONLY.
.XX= ±.01 [±0.25]
.XXX= ±.005 [±0.13]

© Copyright, 2015. Pulse Electronics Corp. All rights reserved. Pulse confidential & proprietary. (12/22/15)

PRODUCT DESCRIPTION	TLA DRAWING	PS DRAWING	SHEET	PART NO.	DATASHEET REV.
XFMR,DUAL,1:2CT,1:2CT	T7015NL-11	PS-0060.001-C	3 OF 3	T7015NL	A