






# Outdoor 5G/4G Direct Mount Salt Shaker Monopole Antenna

LPTDCG600/71DMN and LPTDCG600/71DMNW – 617 to 7125 MHz



## Features & Applications:

-  WiFi 6E, 4G/5G FR1
-  Includes Band 71 (617-698MHz) and CBRS Bands 42 and 48 (3.4-3.7GHz)
-  Utility boxes
-  Smart metering
-  IoT Devices

### Electrical specifications @ 25° C – Operating Temperatures – 40°C to +85°C

#### Frequency Bands – 617-960/1710-2700/3300-4200/4400-5000/5150-5925/6000-7125 MHz

| Antenna type <sup>2</sup> | Nominal Impedance | Polarization | Radiation pattern | Power withstanding | DC Ground |
|---------------------------|-------------------|--------------|-------------------|--------------------|-----------|
| Monopole                  | 50Ω               | Vertical     | Omni              | 10W                | Yes       |

| Frequency (MHz)                | 617-960 | 1710-2700 | 3300-4200 | 4400-5000 | 5150-5925 | 6000-7125 |
|--------------------------------|---------|-----------|-----------|-----------|-----------|-----------|
| <b>VSWR</b>                    | 3:1     | 2:1       | 2.5:1     | 2.5:1     | 2:1       | 2:1       |
| <b>Average Peak Gain (dBi)</b> | 2.3     | 4.7       | 5.0       | 5.7       | 6.1       | 6.9       |
| <b>Average Efficiency (%)</b>  | 82      | 84        | 81        | 67        | 75        | 67        |
| <b>HPBW Vertical Plane (°)</b> | 65      | 43        | 31        | 25        | 28        | 26        |

### Mechanical Specifications

#### Orderable PN: LPTDCG600/71DMN or LPTDCG600/71DMNW<sup>3</sup>

| Size (Diameter x Height)       | Color              | Weight            | Connector Type | Fixing System <sup>4</sup> |
|--------------------------------|--------------------|-------------------|----------------|----------------------------|
| 40.9 (1.61") x 95.9 (3.77") mm | Black or White     | 163grms (0.36lbs) | N-Female       | Direct Mount               |
| Housing Material               | Ingress Protection | RoHS-6 Compliant  |                |                            |
| PET+PC, UV rated               | IP67               | Yes               |                |                            |

#### Notes:

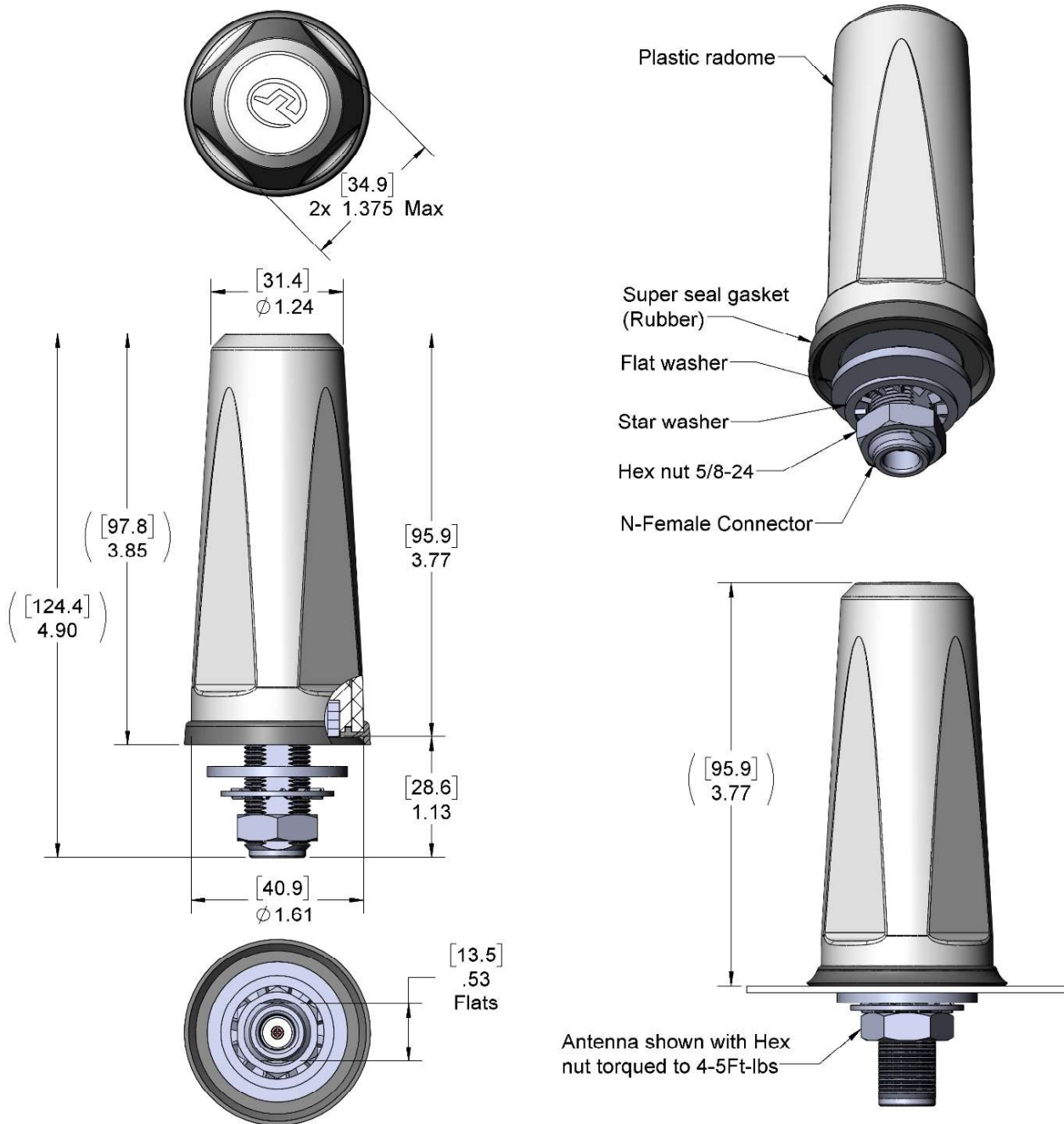
1. Storage Temperature: -40°C to 85°C
2. Measured on 305mm (12") SQ ground plane
3. LPTDCG600/71DMN comes in black, for white add the suffix W and PN becomes LPTDCG600/71DNMW
4. Ø15.9mm (0.625") mounting hole required.

# Outdoor 5G/4G Direct Mount Salt Shaker Monopole Antenna

LPTDCG600/71DMN and LPTDCG600/71DMNW – 617 to 7125 MHz

## Mechanical Drawing

LPTDCG600/71DMN (W)




**Dimensions:** Inches (mm)

Unless otherwise specified, all tolerances are  $\pm .010$  (0.25mm)

### Test Setup

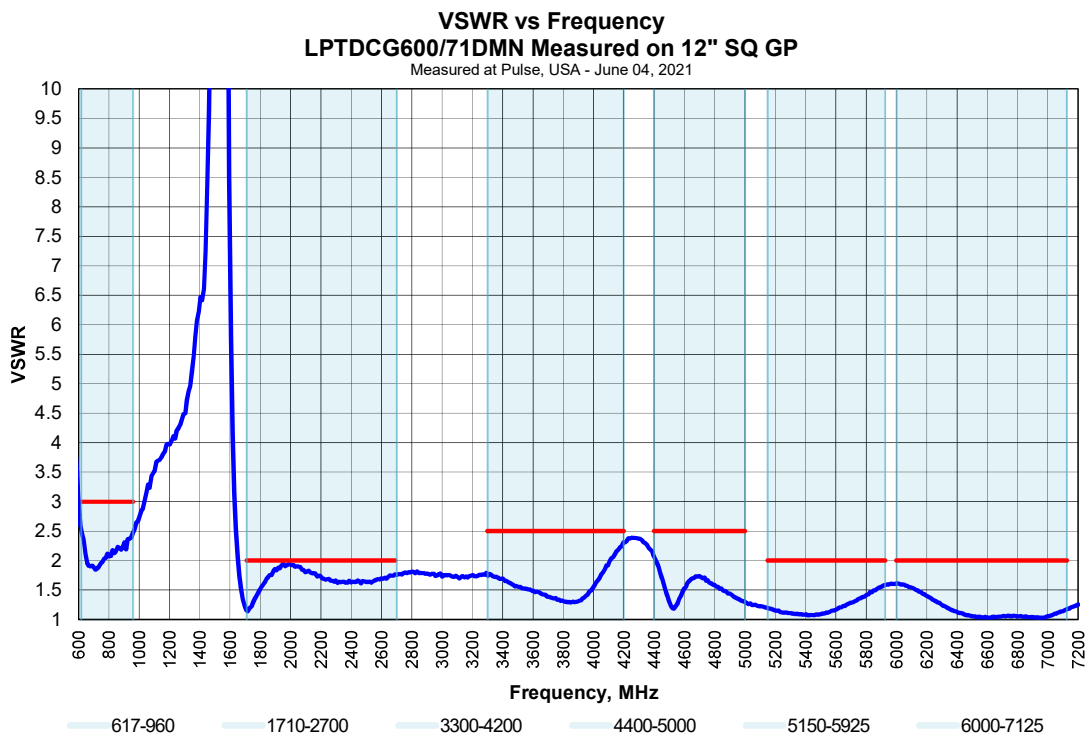
LPTDCG600/71DMN (W)



LPTDCG600/71DMN (W) antenna sample measured on 12" (305mm) SQ ground plane.

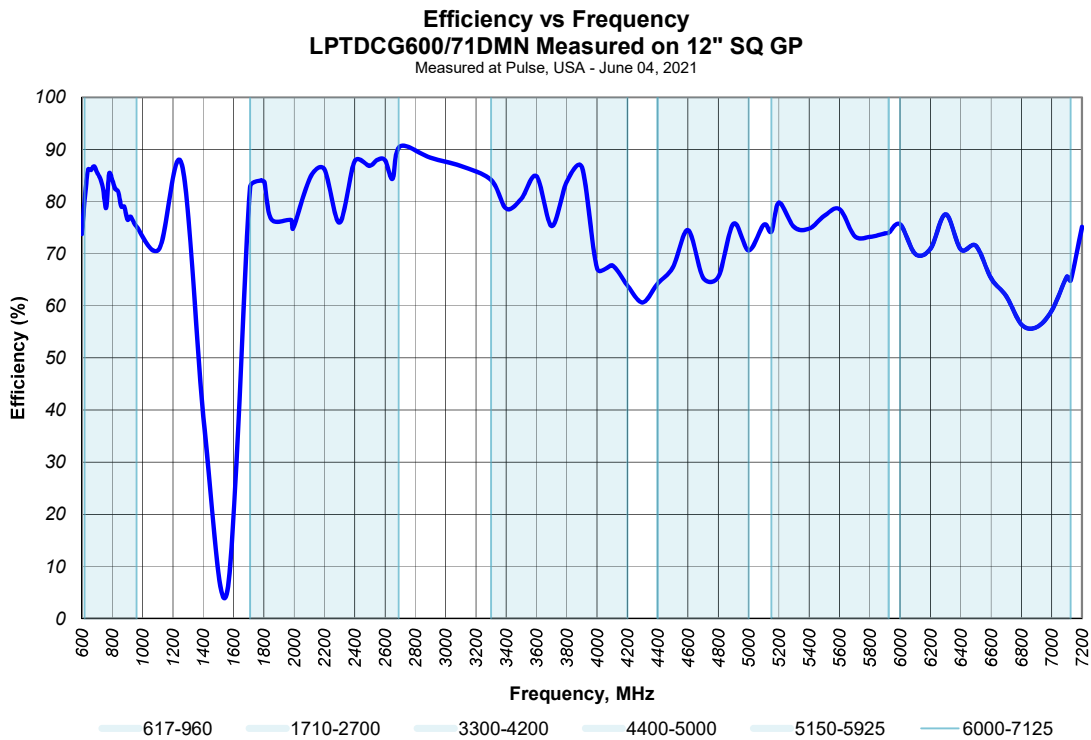
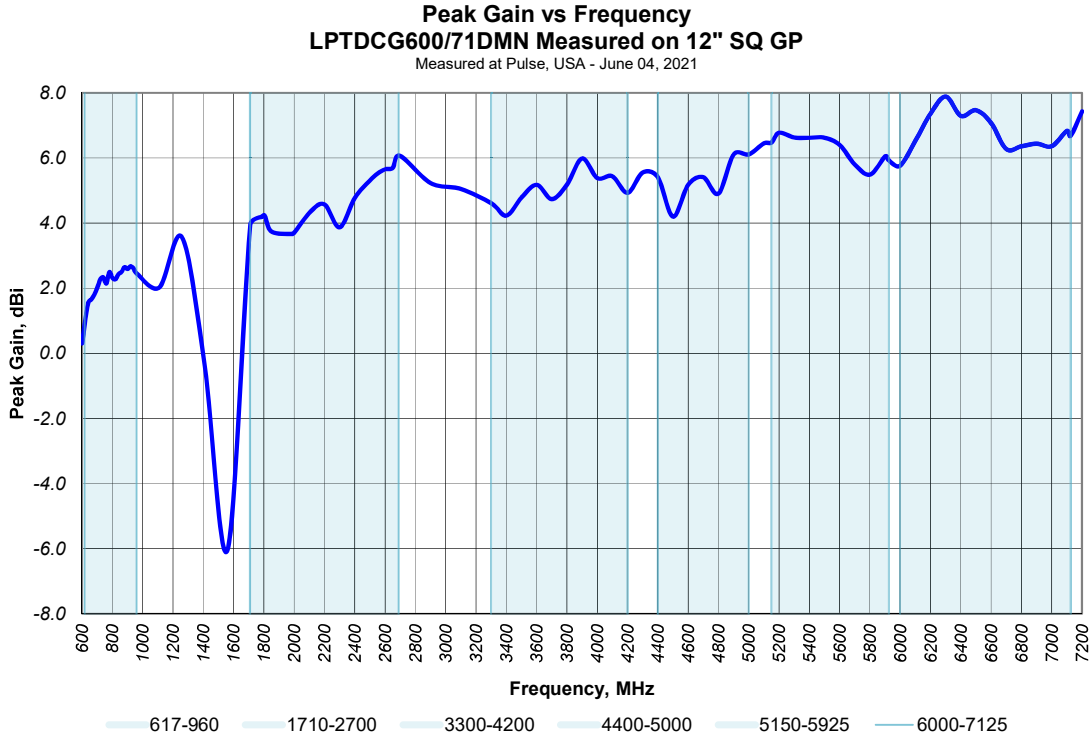
### Charts- VSWR

LPTDCG600/71DMN (W)



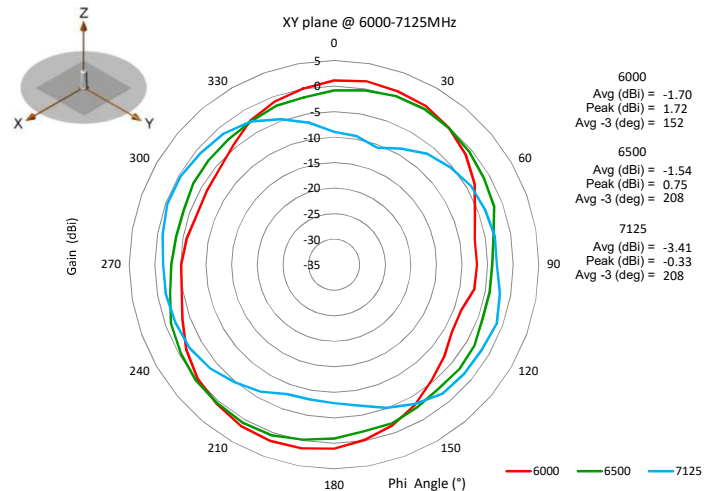
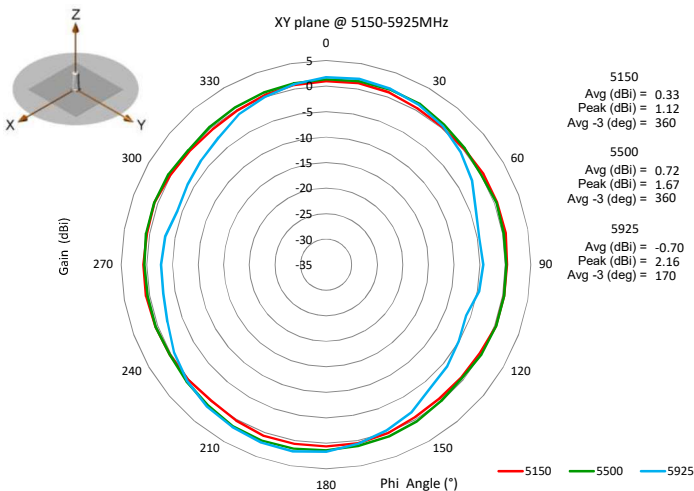
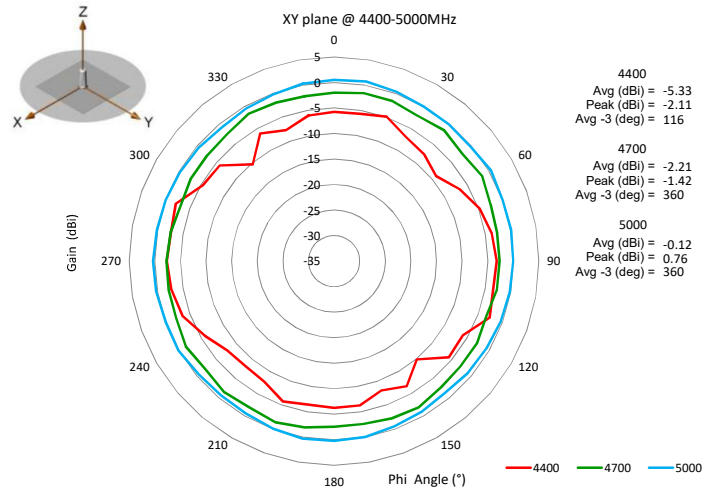
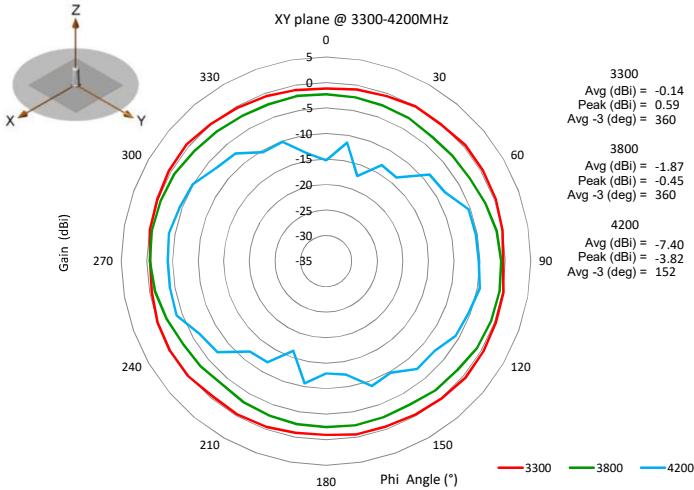
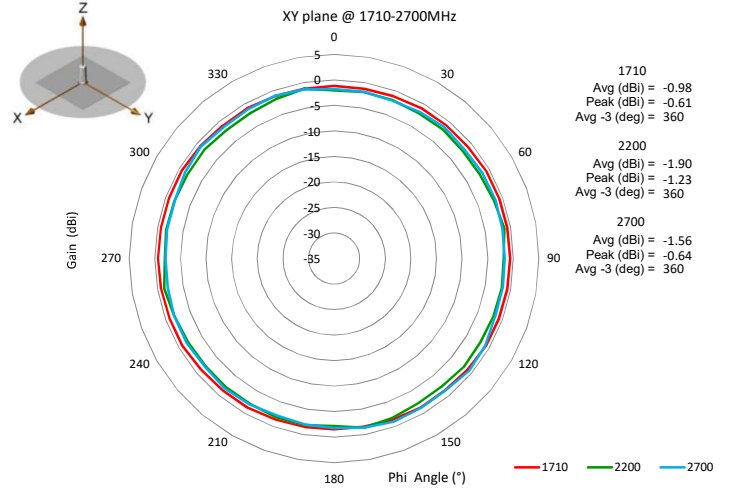
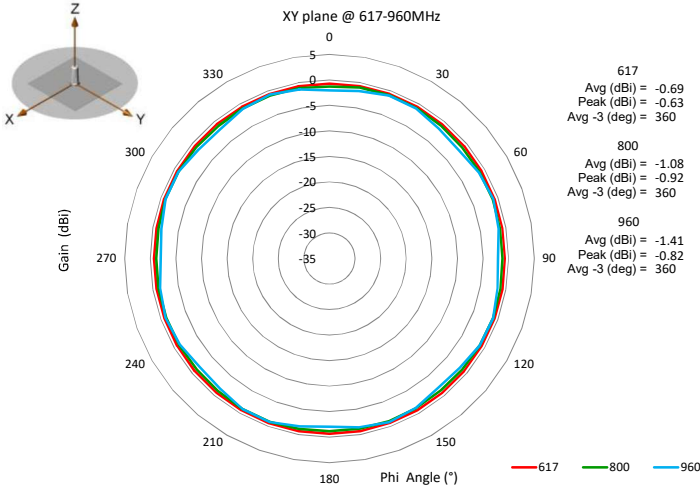
Charts- Peak Gain and Efficiency

LPTDCG600/71DMN (W)



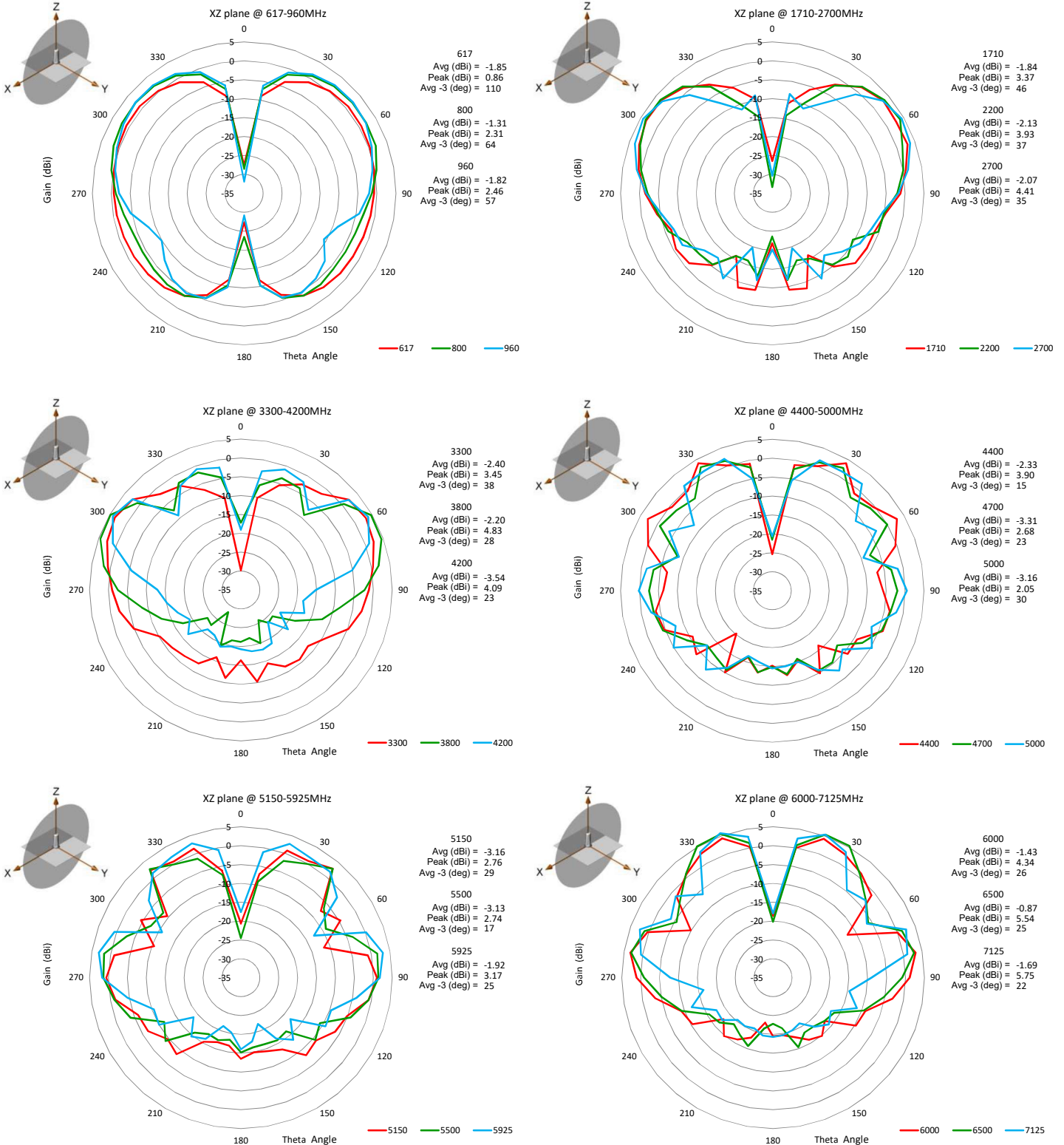
Charts- XY Gain Plots

LPTDCG600/71DMN (W)



Charts – XZ Gain Plots

LPTDCG600/71DMN (W)



# Outdoor 5G/4G Direct Mount Salt Shaker Monopole Antenna

LPTDCG600/71DMN and LPTDCG600/71DMNW – 617 to 7125 MHz

## Packaging

LPTDCG600/71DMN (W)

### Packaging info:

1 antenna packed in a plastic bag.

1 label on each plastic bag with part number, description, date code.

## Additional Product Info

LPTDCG600/71DMN (W)

### Family Products – LPT (Low Profile Transit)

#### 5G / 4G LPT Products

| Orderable PN   | Connector Type | DC Ground (DCG) | Color            |
|--|----------------|-----------------|------------------|
| LPT600/71DMN (or LPT600/71DMNW)                        | N-Female       | No              | Black (or White) |
| LPTDCG600/71DMN (or LPTDCG600/71DMNW)                  | N-Female       | Yes             | Black (or White) |
| LPTNGP600/71DMN (or LPTNGP600/71DMNW) <sup>1</sup>     | N-Female       | No              | Black (or White) |
| LPTNGPDC600/71DMN (or LPTNGPDC600/71DMNW) <sup>1</sup> | N-Female       | Yes             | Black (or White) |
| LPT600/71NM (or LPT600/71NMW)                          | N-Male         | No              | Black (or White) |
| LPTDCG600/71NM (or LPTDCG600/71NMW)                    | N-Male         | Yes             | Black (or White) |
| LPT600/71NMO (or LPT600/71NMOW)                        | NMO-Pogo       | No              | Black (or White) |
| LPTDCG600/71NMO (or LPTDCG600/71NMOW)                  | NMO-Pogo       | Yes             | Black (or White) |

### Notes:

1. 'NGP' stands for 'No Ground Plane'. LPTNGP600/71DMN or LPTNGP600/71DMNW is a ground independent antenna. Antenna was tuned without a ground plane.
2. Please contact sales for availability, lead time, and/or any special requests. Samples available upon request.

### For More Information:

Americas - [antennas.us@pulseelectronics.com](mailto:antennas.us@pulseelectronics.com) | Europe – [antennas.eu@pulseelectronics.com](mailto:antennas.eu@pulseelectronics.com) | Asia – [antennas.as@pulseelectronics.com](mailto:antennas.as@pulseelectronics.com) | Questions? +1-800-ANTENNA  
Performance warranty of products offered on this data sheet is limited to the parameters specified. Data is subject to change without notice. Other brand and product names mentioned herein may be trademarks or registered trademarks of their respective owners. © Copyright , 2020. Pulse Electronics, Inc. All rights reserved.