








CBRS FPC Antenna

FPC Antenna

W3961XXXX – 3.55 to 3.98GHz



Features & Applications:

-  3550-3980 MHz
-  Covers B43, B48 (US CBRS)
-  Cable and connector can be customized
-  Applicable on 2.5D surfaces
-  IoT, M2M
-  Mounting with adhesive tape (included)

ELECTRICAL SPECIFICATIONS @ 25°C

General Specifications

Antenna type	Nominal Impedance	Polarization	Radiation pattern	Power withstanding
Dipole	50Ω	Linear	Omni	3W

Frequency (MHz)	3550 - 3980
Return Loss(dB)	<10
Peak Gain (dBi)	4.5
Efficiency (%)	70%

MECHANICAL SPECIFICATIONS

W3961XXXXX

Dimension (Length x Width)	Material	Color	Cable type	Connector Type	Cable length
25.1mm x 9.1mm (.988" x .358")	FPCB	Black	1.13 coaxial cable	U.FL Compatible	100mm or 50mm as standard

ENVIRONMENTAL SPECIFICATIONS

W3961XXXXX

Storage Temperature	Operating Temperature	Ingress Protection	RoHS Compliant
-40/+85° C	-40/+85° C	N/A	Yes

This document covers all product variants of the following product family:

W3961B0050 50mm 1.13mm OD cable U.FL compatible connector

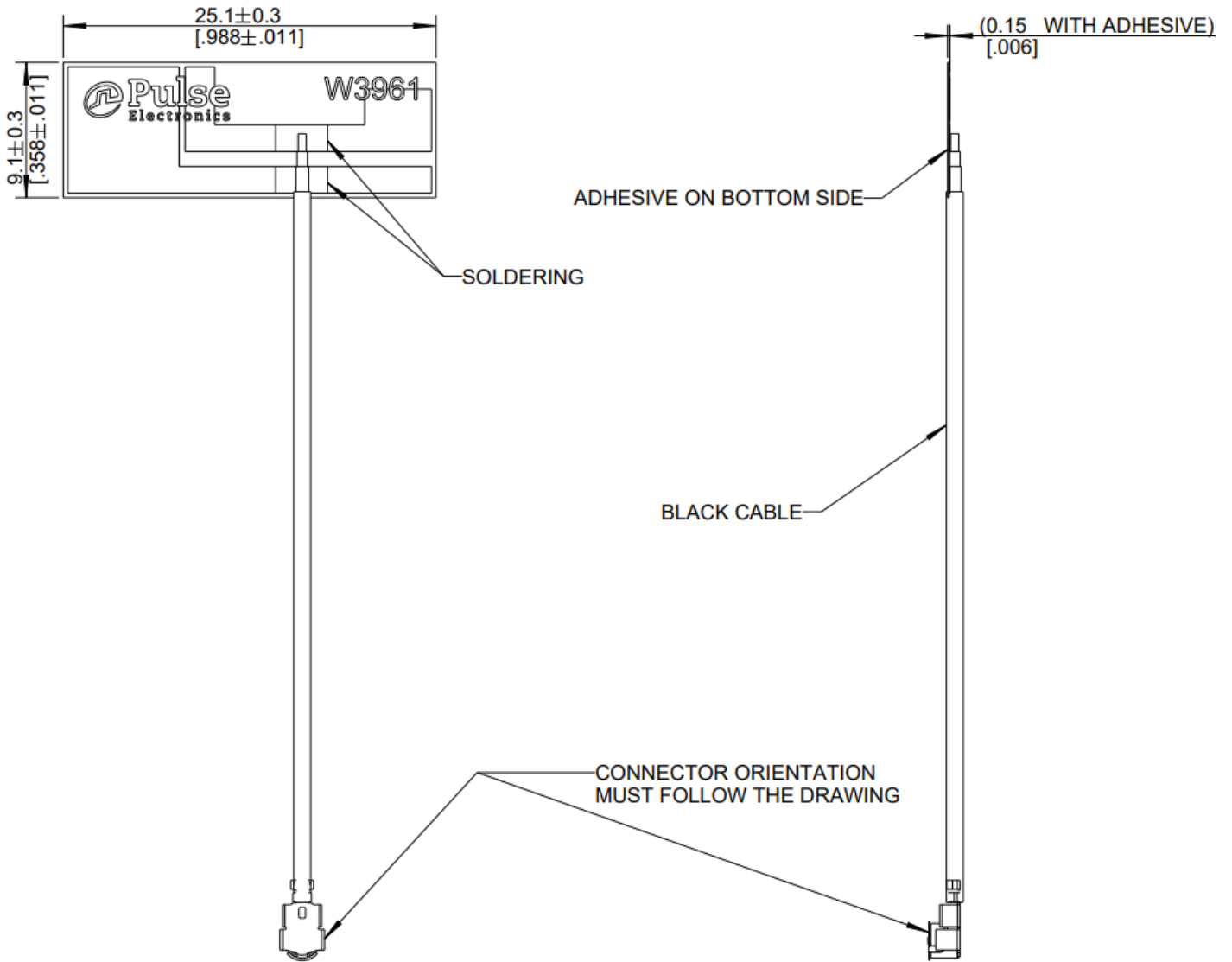
W3961B0100 100mm 1.13mm OD cable U.FL compatible connector

CBRS FPC Antenna
FPC Antenna

W3961XXXX – 3.55 to 3.98GHz

Mechanical Drawing

W3961XXXX



Dimensions: inches (mm) Unless otherwise specified, all tolerances are ± 0.010 (0.25mm)

CBRS FPC Antenna FPC Antenna

W3961XXXX – 3.55 to 3.98GHz

Test Setup

General / Chamber Setup

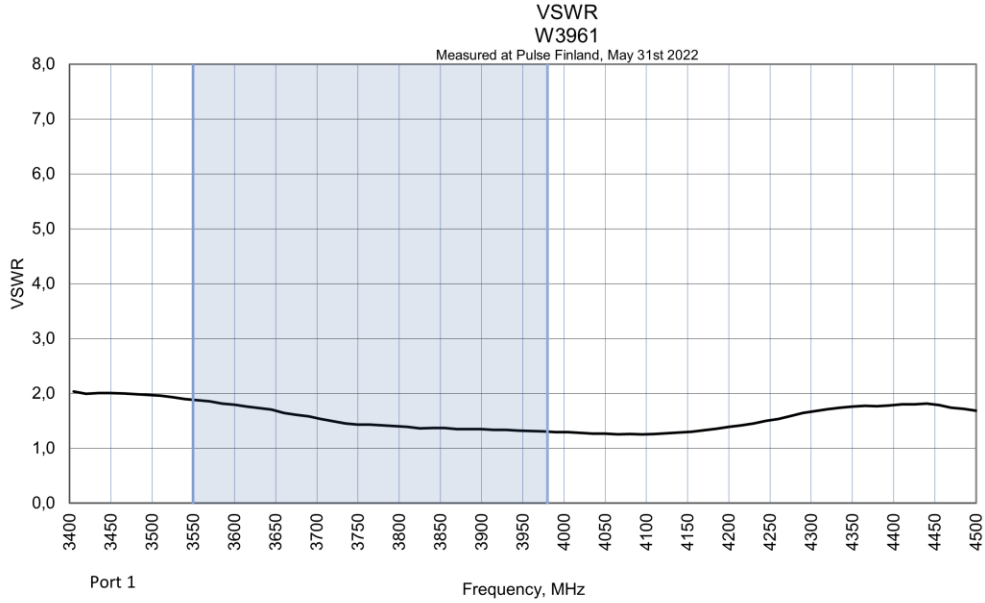
- Measured at Pulse Finland (MVG SG24 Chamber)
- Test data measured with 100mm cable W3691B0100
- Antenna mounted on 2mm thick PC plate
-

Measurement setup



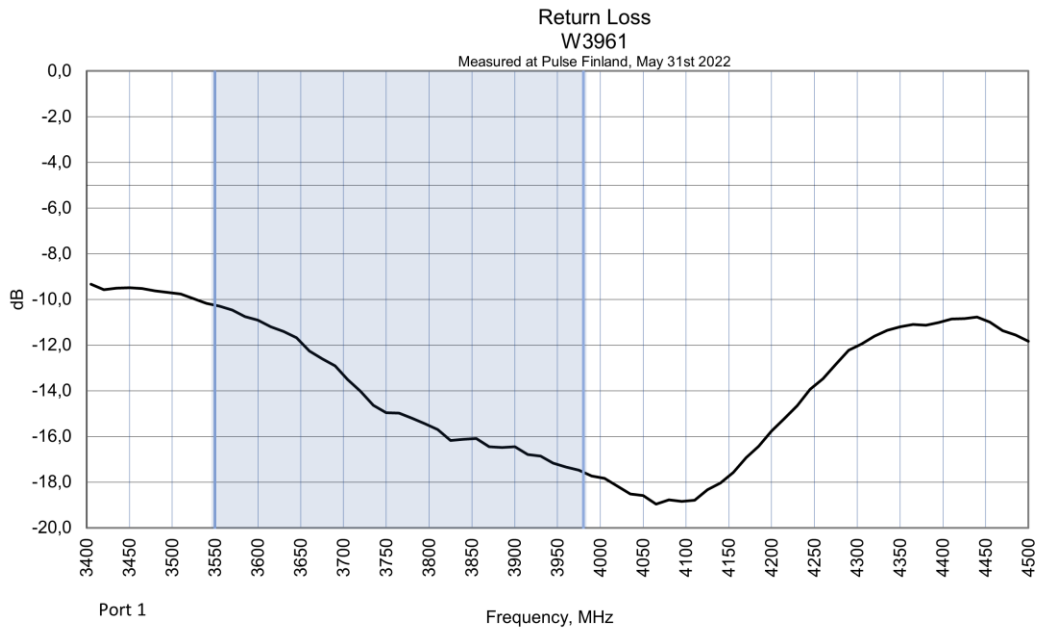
Charts - VSWR

Test data



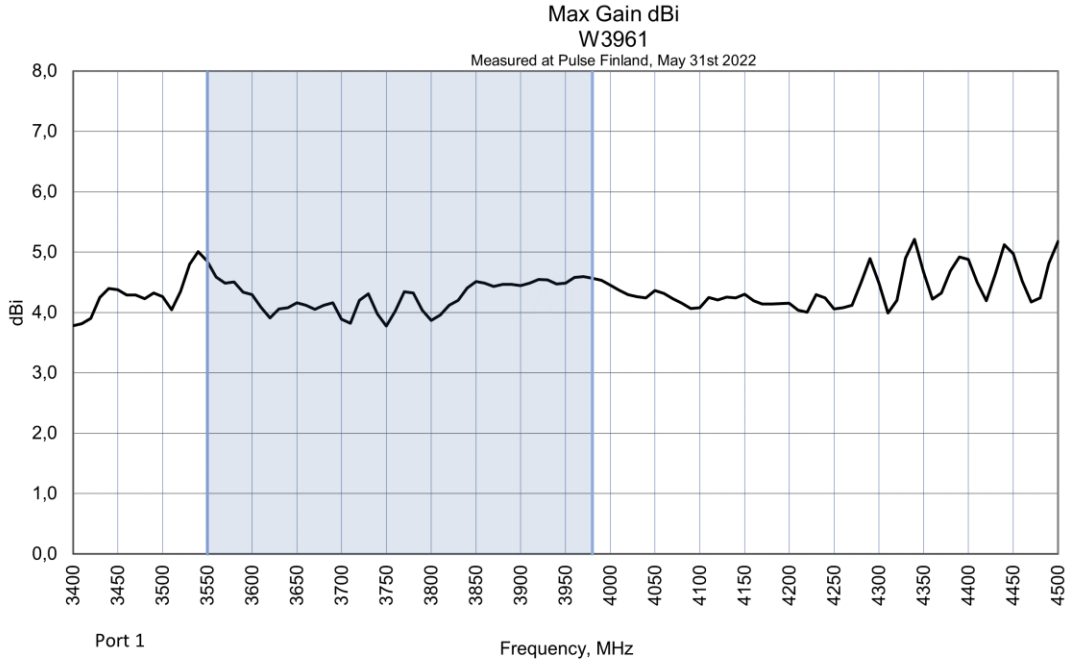
Charts - Return loss

Test data



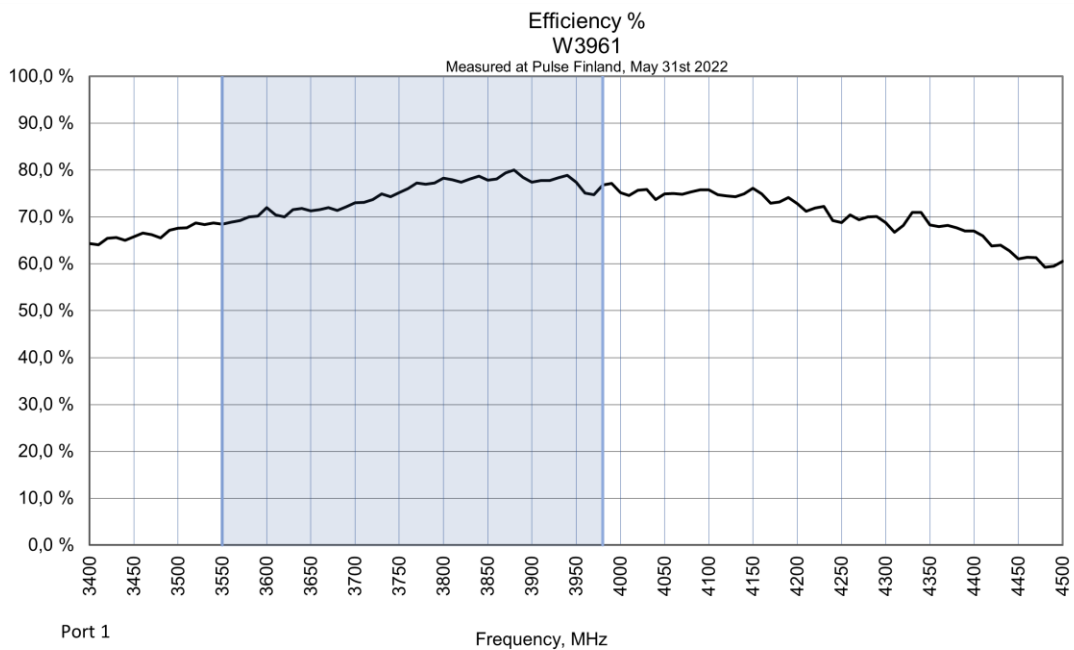
Charts – Max Gain dBi

Test data



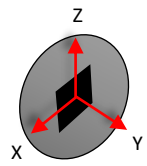
Charts - Efficiency

Test data

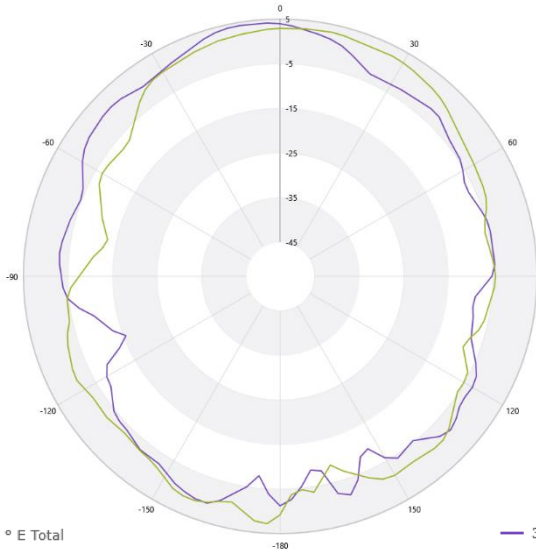


Radiation Pattern – XY and XZ Gain Plots

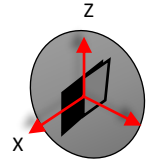
Test data



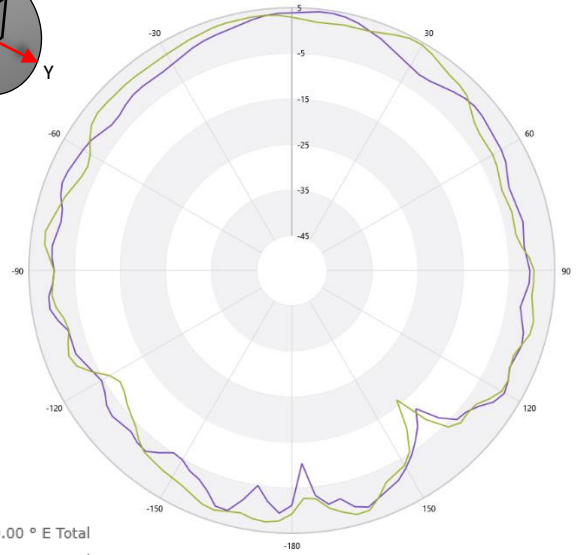
XZ Plane



Phi Angle (°)



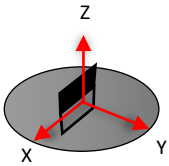
YZ Plane



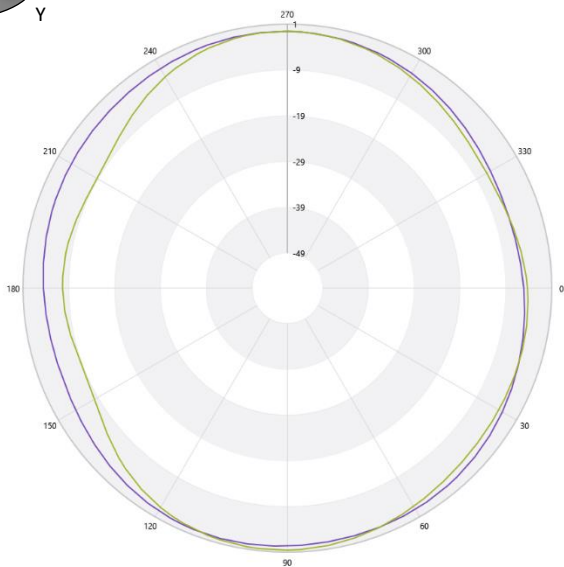
Phi Angle (°)

Radiation Pattern – YZ Gain Plots

Test data



XY Plane



Theta Angle (°)

CBRS FPC Antenna
FPC Antenna

W3961XXXXX – 3.55 to 3.98GHz

PACKAGING

W3961XXXXX

10PCS/PE bag
10 PE bag/foam bag
50 foam bag/ carton box
Total 5000PCS/Carton box
Package box: 4600mm*235mm*140mm



For More Information:

Americas - antennas.us@pulseelectronics.com | Europe – antennas.eu@pulseelectronics.com | Asia – antennas.as@pulseelectronics.com | Questions? +1-800-ANTENNA
Performance warranty of products offered on this data sheet is limited to the parameters specified. Data is subject to change without notice. Other brand and product names mentioned herein may be trademarks or registered trademarks of their respective owners. © Copyright , 2020. Pulse Electronics, Inc. All rights reserved.