






4x4 MIMO WiFi 6E Antenna FPCB Antenna

W6108B0100 – 2.4 to 2.48 GHz/5.15 to 7.125GHz



Features & Applications:

-  FPCB with adhesive
-  Size 72.8x7.6mm
-  1.13mm cable with U.FL Compatible
-  RoHS Compliant
-  WiFi 6E, WiFi 7

ELECTRICAL SPECIFICATIONS @ 25°C

General Specifications

Antenna type	Nominal Impedance	Polarization	Radiation pattern		Power withstanding
Dipole	50Ω	Linear	Omni		1W

Frequency (MHz)	2400-2480	5150-7150
Return Loss(dB)	<7	<7
Peak Gain (dBi)	3.7	7.4
Efficiency (%)	52.6	85.3

MECHANICAL SPECIFICATIONS

W6108B0100

Dimension (Length x Width)	Material	Color	Cable type	Connector Type	Cable length
72.8mm x 7.6mm	FPCB	Black	1.13 coaxial cable	U.FL Compatible	100mm
Thickness	Weight				
2.3mm	1.72g				

ENVIRONMENTAL SPECIFICATIONS

W6108B0100

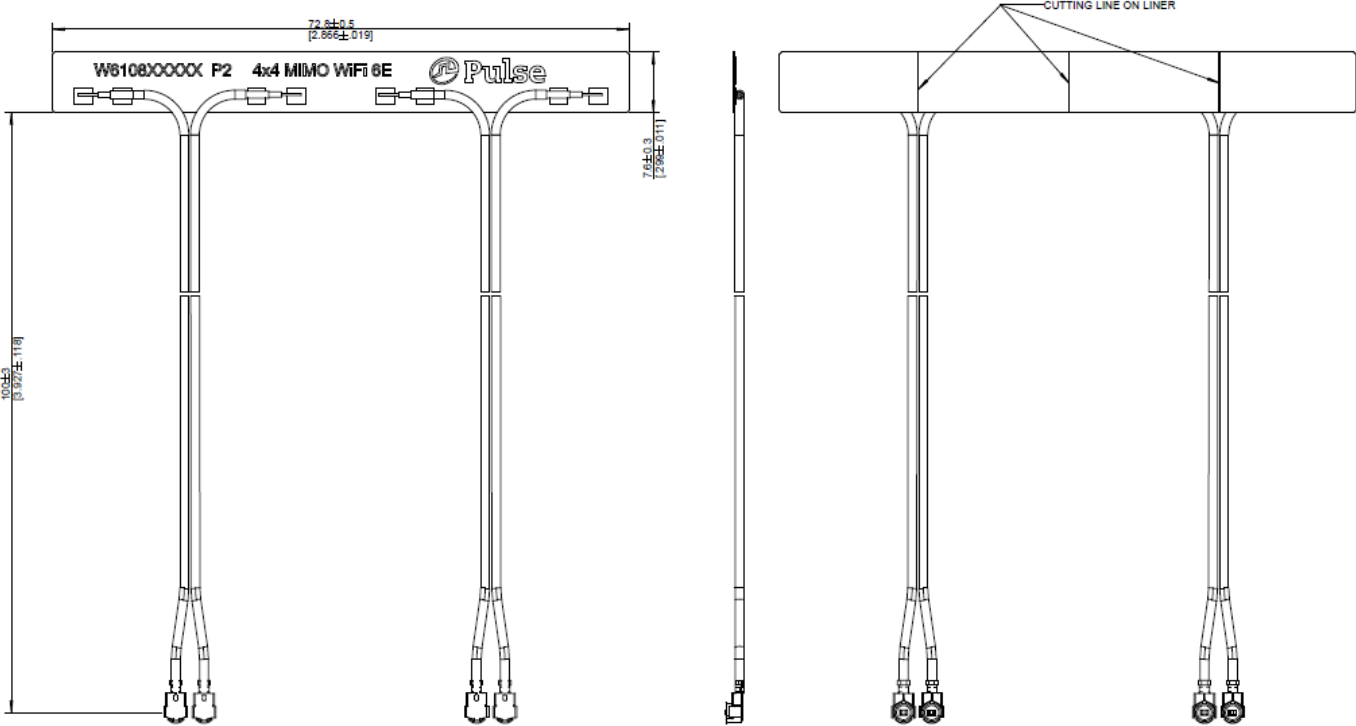
Storage Temperature	Operating Temperature	Ingress Protection	RoHS Compliant
-40/+85° C	-40/+85° C	N/A	Yes

4x4 MIMO WiFi 6E Antenna
FPCB Antenna

W6108B0100 – 2.4 to 2.48 GHz/5.15 to 7.125GHz

Mechanical Drawing

W6108B0100



Dimensions: MM/inches Unless otherwise specified, all tolerances are ± 0.10 (0.25mm)

4x4 MIMO WiFi 6E Antenna FPCB Antenna


W6108B0100 – 2.4 to 2.48 GHz/5.15 to 7.125GHz

Test Setup

General / Chamber Setup

- Measured at Pulse YP (ETS Lindgren Chamber)
- Test data measured with 100mm cable W6108B0100
- Antenna mounted on 2mm thick PC plate

Measurement setup



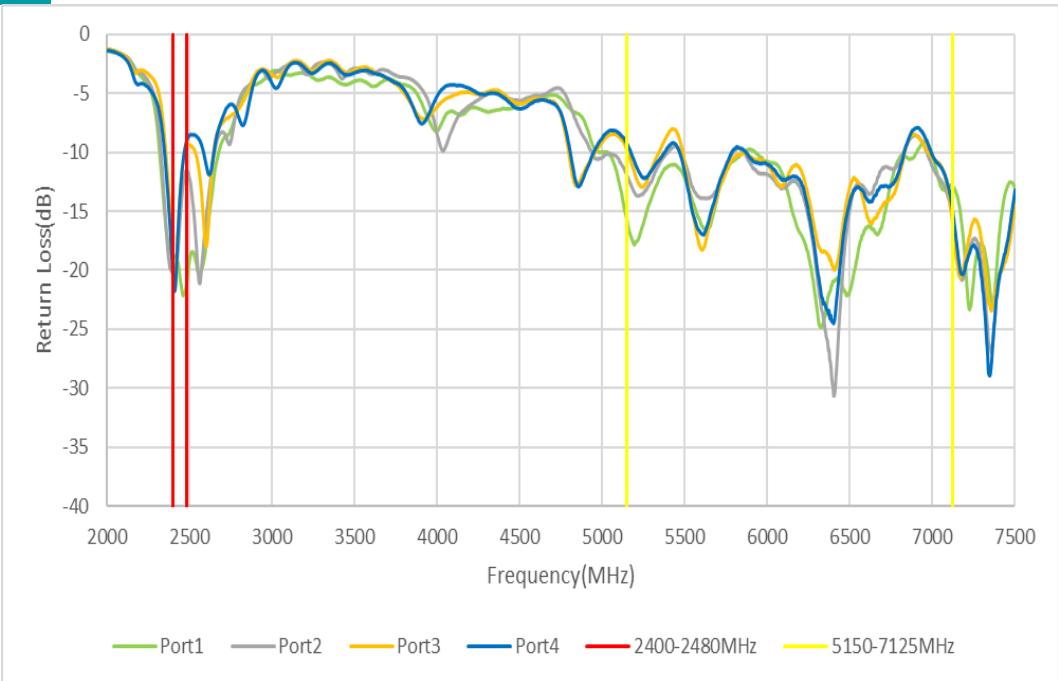
4x4 MIMO WiFi 6E Antenna

FPCB Antenna

W6108B0100 – 2.4 to 2.48 GHz/5.15 to 7.125GHz

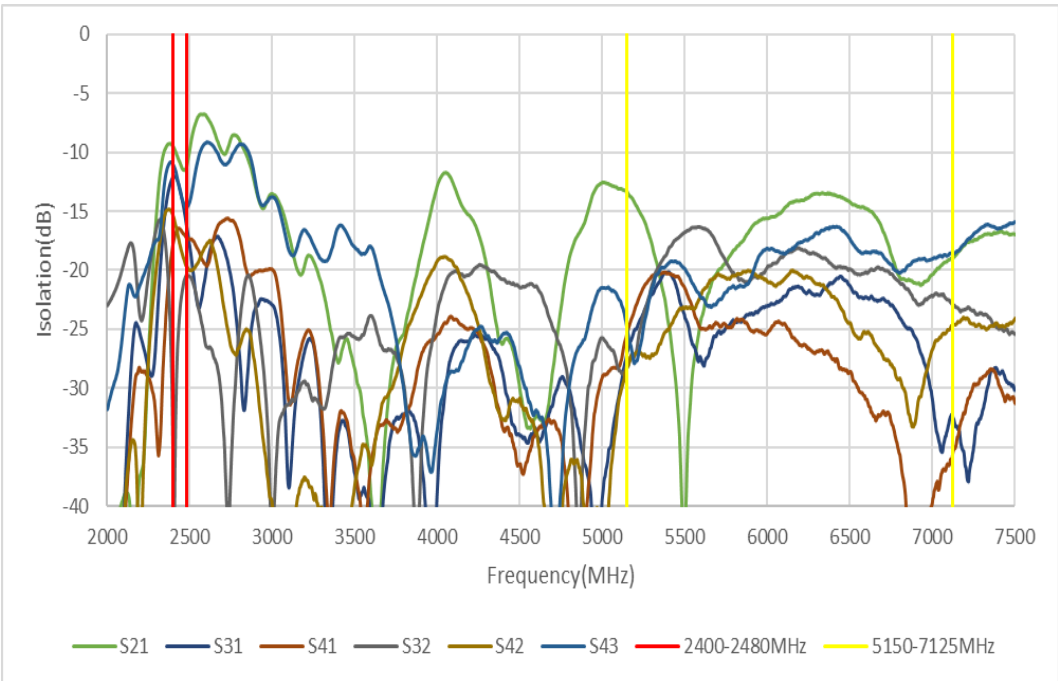
Charts – Return Loss

Test data



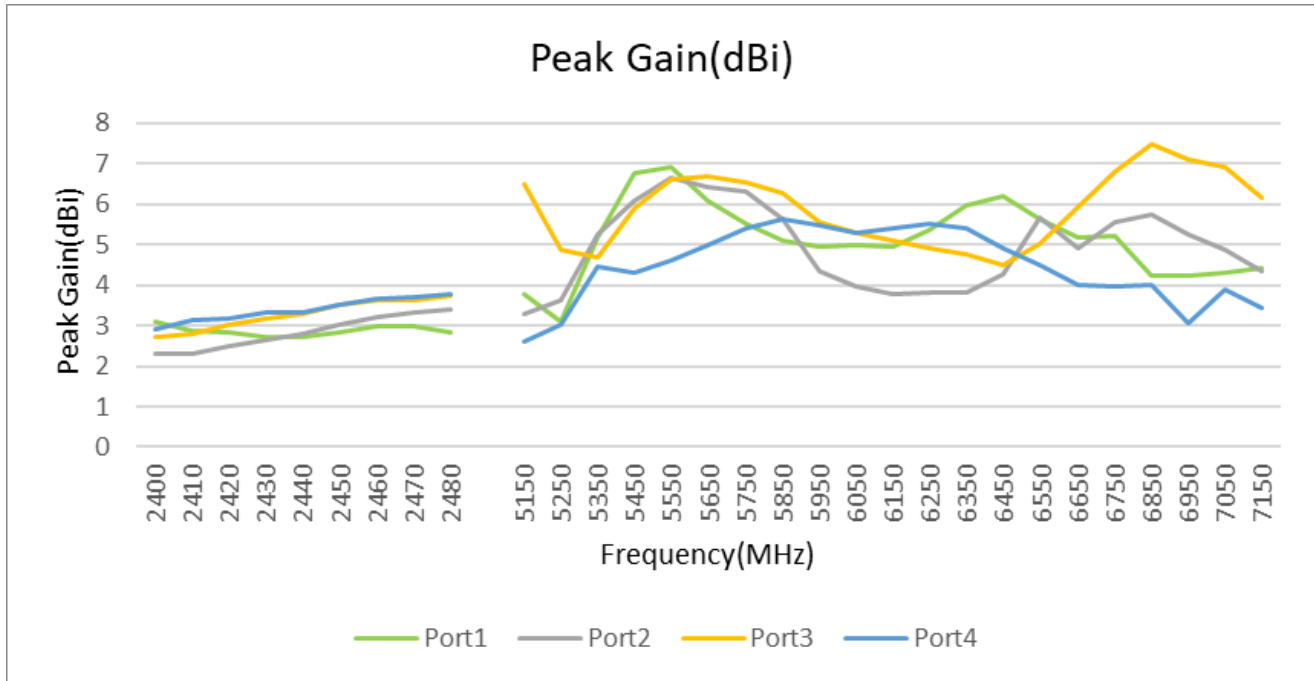
Charts - Isolation

Test data



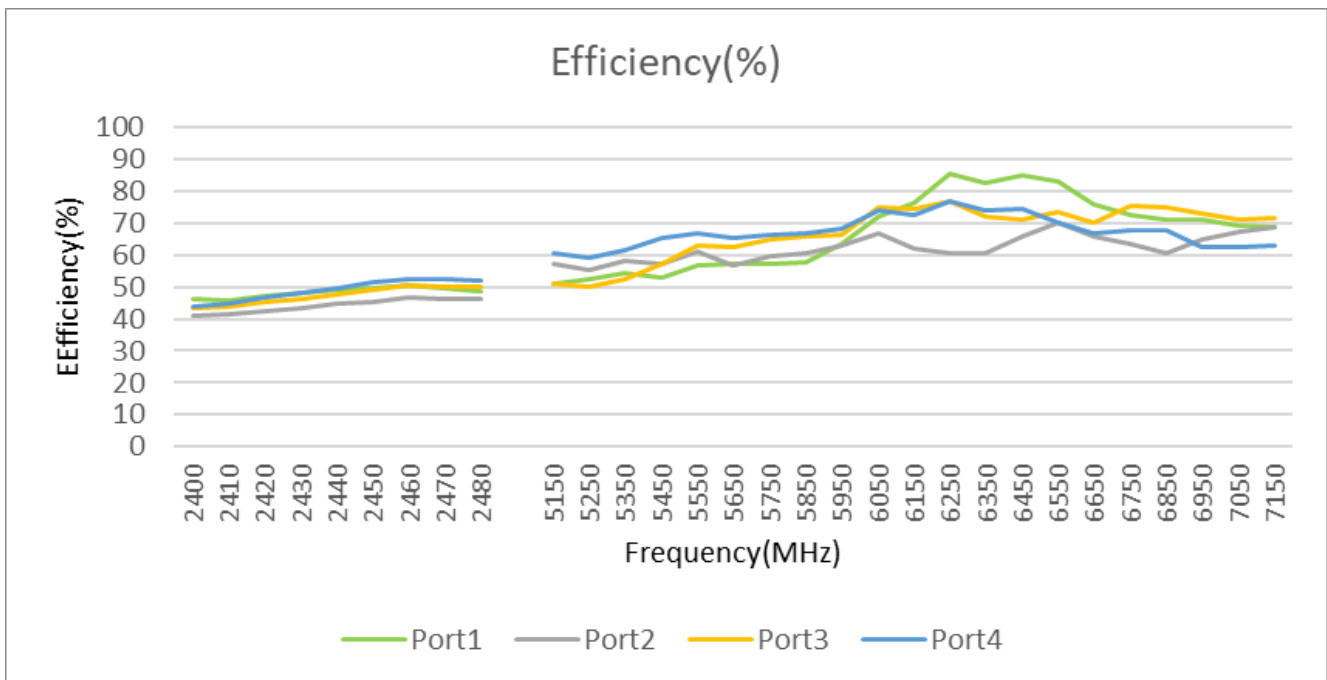
Charts – Peak Gain(dBi)

Test data



Charts – Efficiency(%)

Test data

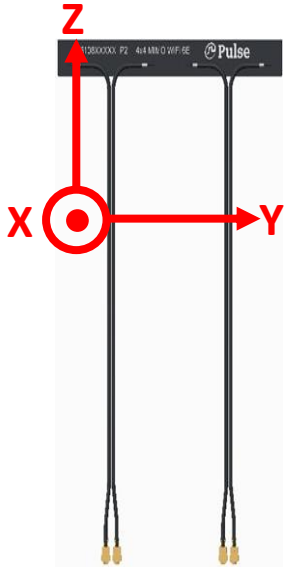


4x4 MIMO WiFi 6E Antenna FPCB Antenna

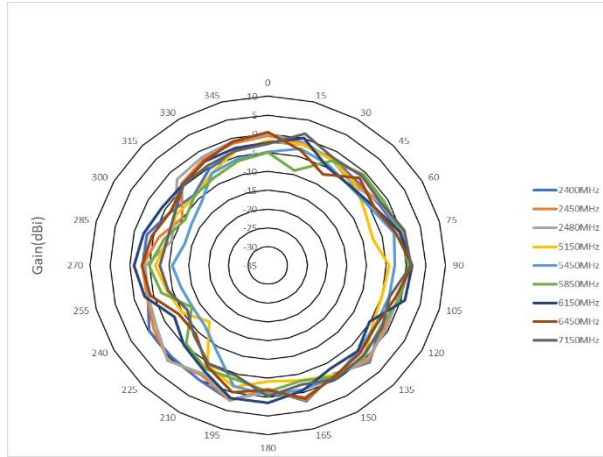
W6108B0100 – 2.4 to 2.48 GHz/5.15 to 7.125GHz

Port1 Radiation Pattern– XY and XZ Gain Plots

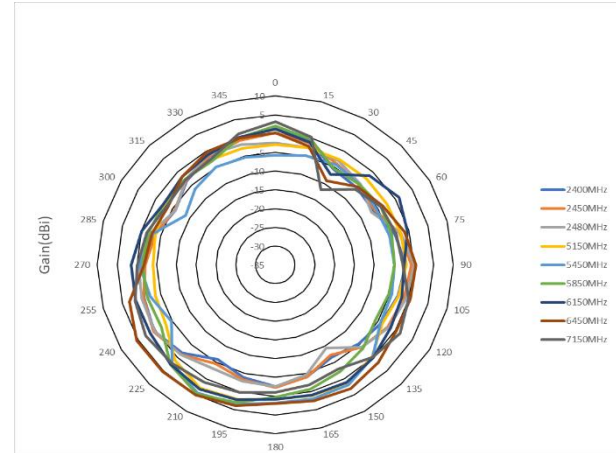
Test data



XY Plane



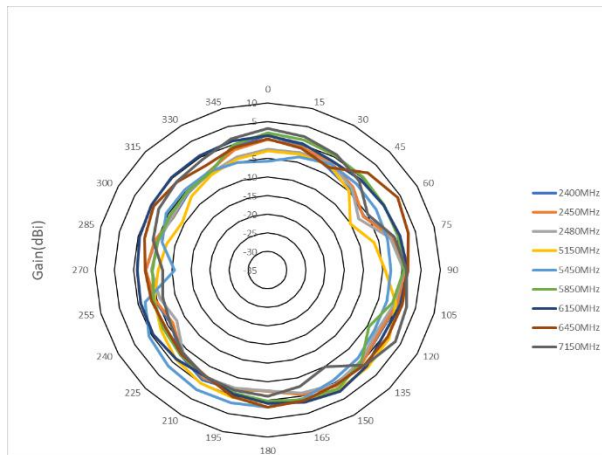
XZ Plane



Port1 Radiation Pattern – YZ Gain Plots

Test data

YZ Plane

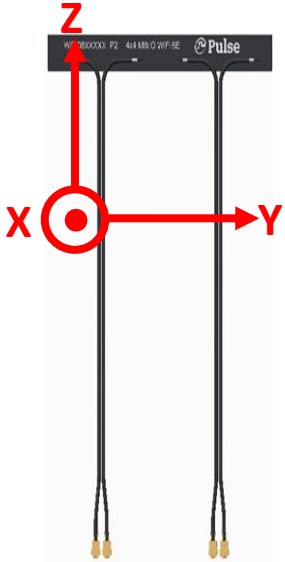


4x4 MIMO WiFi 6E Antenna FPCB Antenna

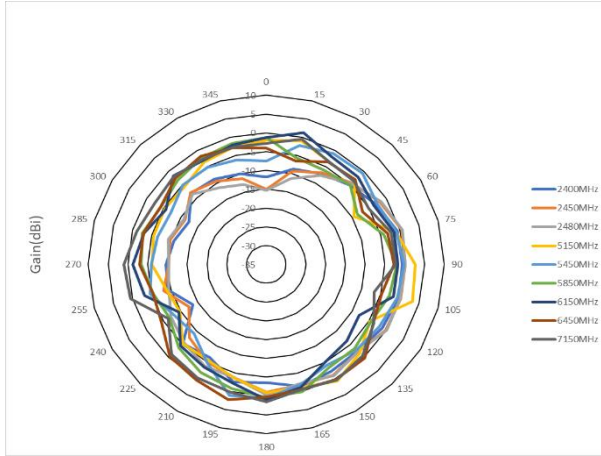
W6108B0100 – 2.4 to 2.48 GHz/5.15 to 7.125GHz

Port2 Radiation Pattern – XY and XZ Gain Plots

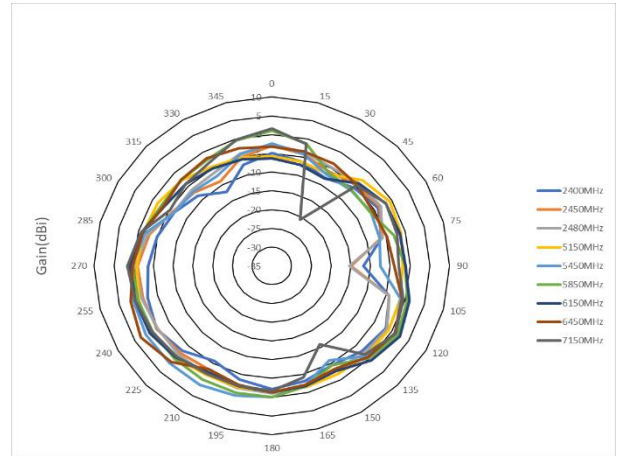
Test data



XY Plane



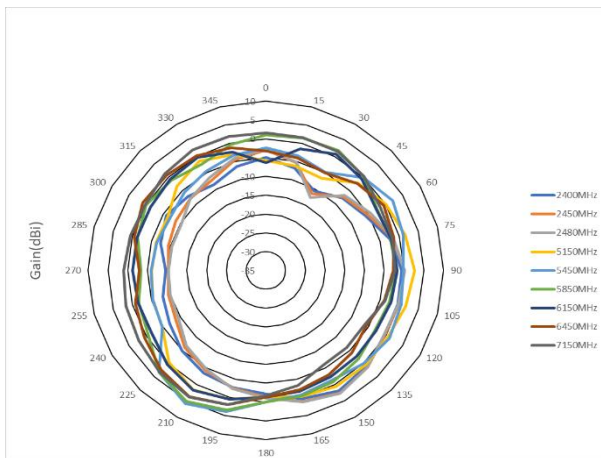
XZ Plane



Port2 Radiation Pattern – YZ Gain Plots

Test data

YZ Plane

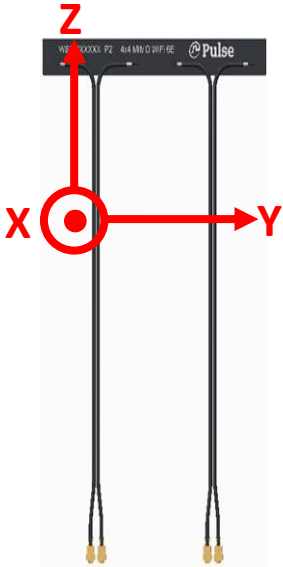


4x4 MIMO WiFi 6E Antenna FPCB Antenna

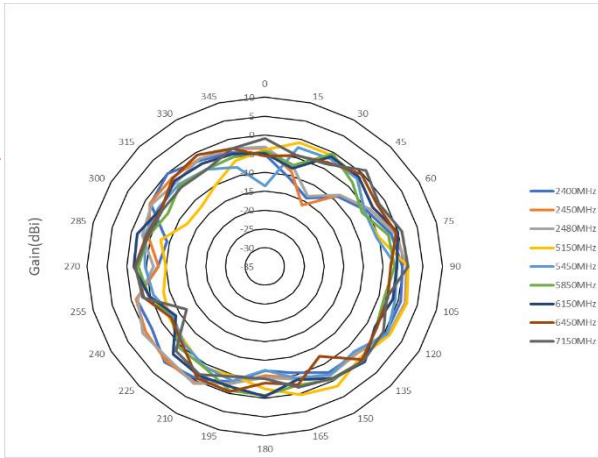
W6108B0100 – 2.4 to 2.48 GHz/5.15 to 7.125GHz

Port3 Radiation Pattern – XY and XZ Gain Plots

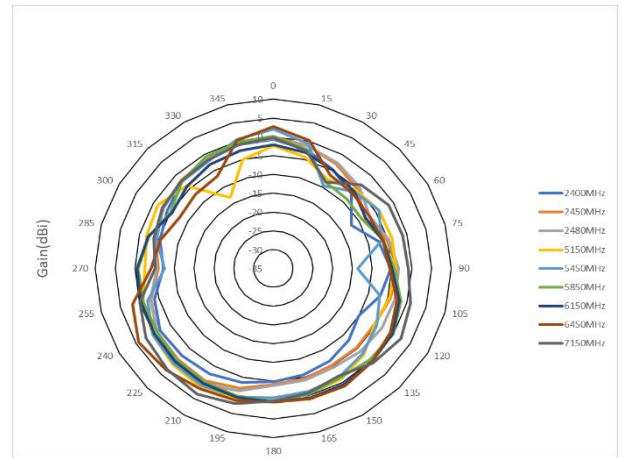
Test data



XY Plane



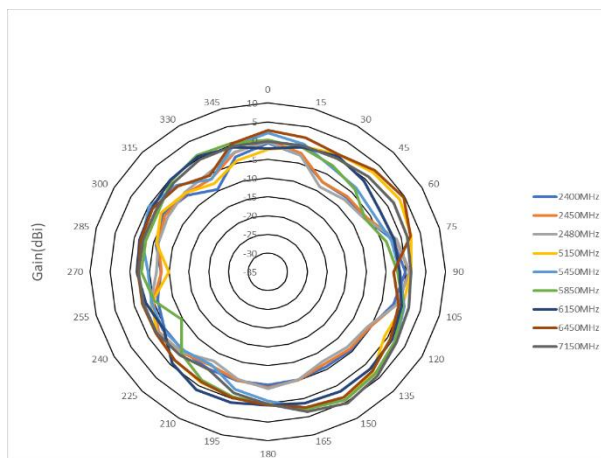
XZ Plane



Port3 Radiation Pattern – YZ Gain Plots

Test data

YZ Plane

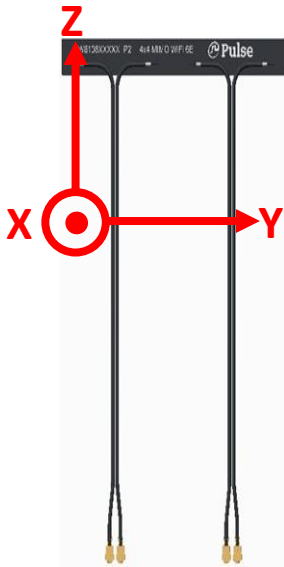


4x4 MIMO WiFi 6E Antenna FPCB Antenna

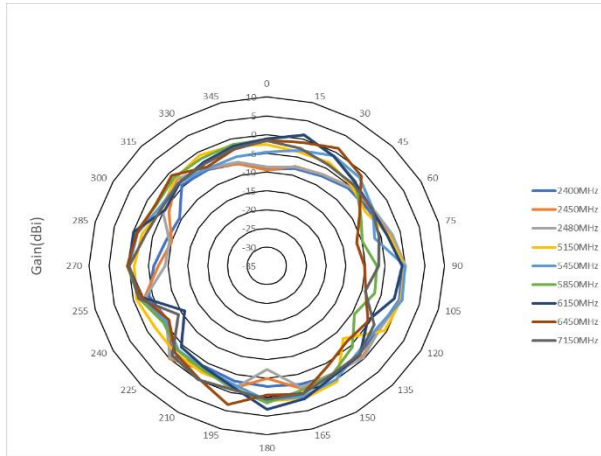
W6108B0100 – 2.4 to 2.48 GHz/5.15 to 7.125GHz

Port4 Radiation Pattern – XY and XZ Gain Plots

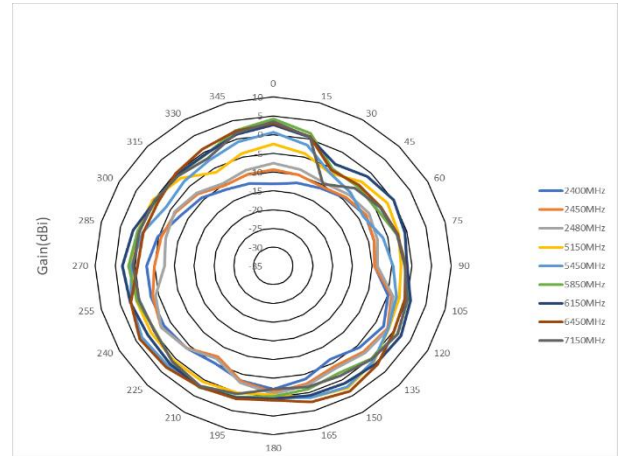
Test data



XY Plane



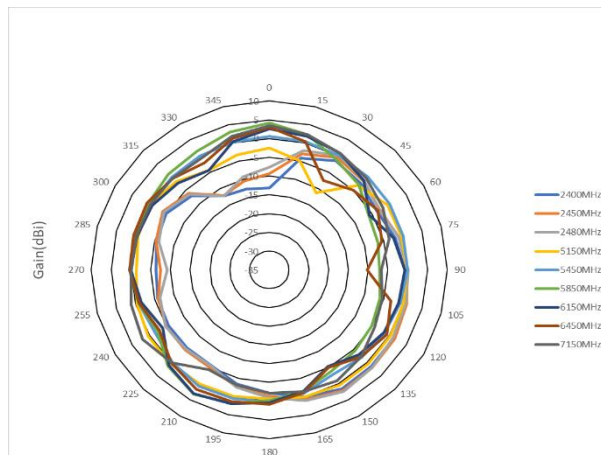
XZ Plane



Port4 Radiation Pattern – YZ Gain Plots

Test data

YZ Plane



4x4 MIMO WiFi 6E Antenna FPCB Antenna

W6108B0100 – 2.4 to 2.48 GHz/5.15 to 7.125GHz

PACKAGING

W6108B0100

10PCS/PE bag
10 PE bag/foam bag
50 foam bag/ carton box
Total 5000PCS/Carton box
Package box: 4600mm*235mm*140mm



For More Information:

[Americas - antennas.us@pulseelectronics.com](mailto:antennas.us@pulseelectronics.com) | [Europe – antennas.eu@pulseelectronics.com](mailto:antennas.eu@pulseelectronics.com) | [Asia – antennas.as@pulseelectronics.com](mailto:antennas.as@pulseelectronics.com) | [Questions?](#) +1-800-ANTENNA
Performance warranty of products offered on this data sheet is limited to the parameters specified. Data is subject to change without notice. Other brand and product names mentioned herein may be trademarks or registered trademarks of their respective owners. © Copyright , 2020. Pulse Electronics, Inc. All rights reserved.
Company address: Pulse Electronics, a YAGEO Company, 15255 Innovation Drive, Suite #100, San Diego, CA 92128.

'YAGEO Corporation and its affiliates do not recommend the use of commercial, automotive, and/or COTS grade products for high reliability applications or manned space flight.'