

**Description:** 1608 2.4G&2.5GHz Low Pass Filter

**PART NUMBER:** LPF1608LL53R2400A

**Features:**

- Compact size : 1.6x0.8x0.6mm
- RoHS compliant

**Applications:**

- WLAN, 802.11a/b/g/n
- Bluetooth
- ISM Band

**ELECTRICAL SPECIFICATIONS**

DESCRIPTION	Value
Pass Band	2400~2500 MHz
Impedance	50Ω
Insertion Loss	0.48dB (Max) at 25°C 0.51 dB (Max.) at -40 ~ 85°C
V.S.W.R	1.5(Max)
Attenuation	35dB (Min). @4800~5000 MHz 27dB (Min). @7200~7500 MHz
Operating Temperature	-40 ~ 85°C

In the effort to improve our products, we reserve the right to make changes judged to be necessary.

CONFIDENTIAL AND PROPRIETARY INFORMATION

This document contains confidential and proprietary information of Pulse Electronics, Inc. (Pulse) and is protected by copyright, trade secret and other state and federal laws. Its receipt or possession does not convey any rights to reproduce, disclose its contents, or to manufacture, use or sell anything it may describe. Reproduction, disclosure or use without specific written authorization of Pulse is strictly forbidden.

For more information:



Pulse Worldwide Headquarters  
15255 Innovation Drive #100  
San Diego, CA 92128  
USA  
Tel:1-858-674-8100

Pulse/Larsen Antennas  
18110 SE 34<sup>th</sup> St Bldg 2 Suite 250  
Vancouver, WA 98683  
USA  
Tel: 1-360-944-7551

Europe Headquarters  
Pulse GmbH & Do, KG  
Zeppelinstrasse 15  
Herrenberg, Germany  
Tel: 49 7032 7806 0

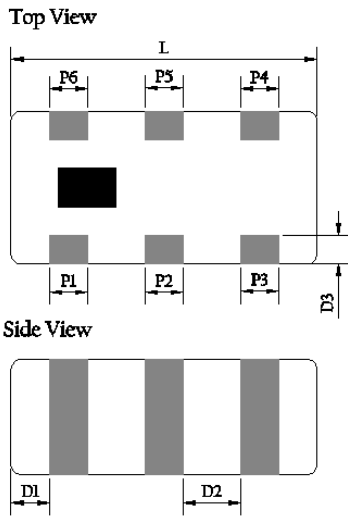
Pulse (Suzhou) Wireless Products Co, Inc.  
99 Huo Ju Road(#29 Bldg,4<sup>th</sup> Phase  
Suzhou New District  
Jiangsu Province, Suzhou 215009 PR China  
Tel: 86 512 6807 9998

**Description: 1608 2.4G&2.5GHz Low Pass Filter**

**PART NUMBER: LPF1608LL53R2400A**

**MECHANICAL DIMENSION**

**Outline**



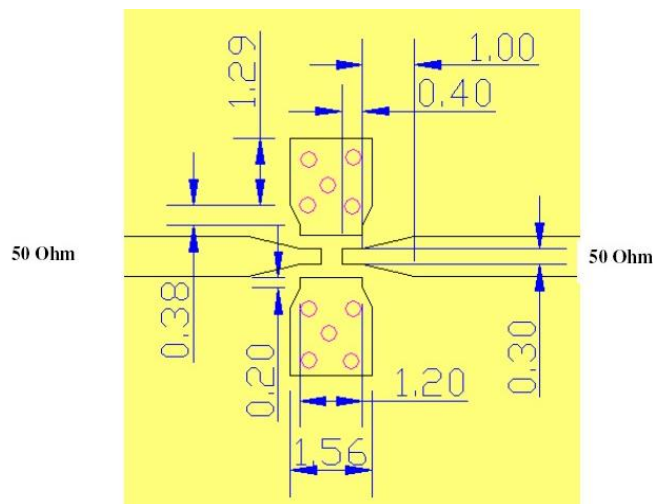
**Termination**

Terminal name	function
P1	GND
P2	In/Out
P3	GND
P4	GND
P5	In/Out
P6	GND

**Mechanical**

	Dimension
L (mm)	1.60 ±0.15
W (mm)	0.80 ±0.15
T (mm)	0.65 ±0.15
P1 (mm)	0.30 ±0.15
P2 (mm)	0.30 ±0.15
P3 (mm)	0.30 ±0.15
P4 (mm)	0.30 ±0.15
P5 (mm)	0.30 ±0.15
P6 (mm)	0.30 ±0.15
D1 (mm)	0.10 ±0.05
D2 (mm)	0.25 ±0.10
D3 (mm)	0.15 ±0.10

**Reference design of EVB**

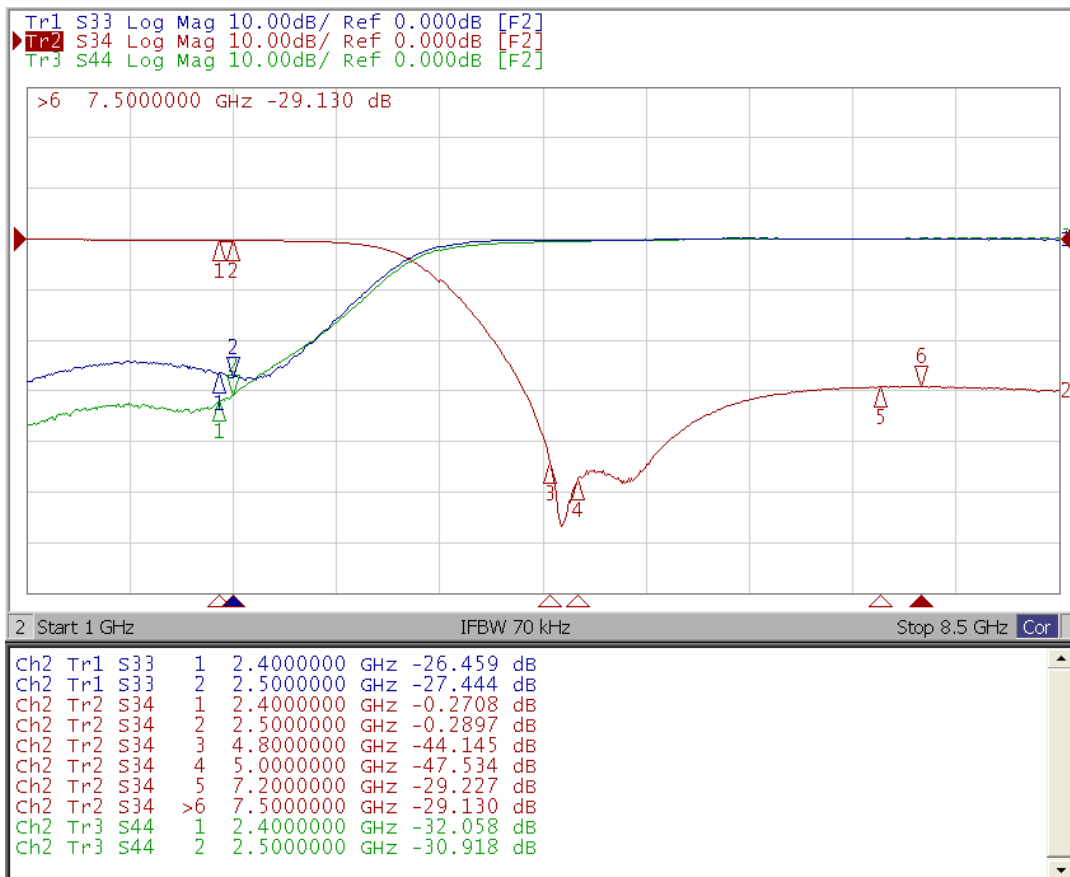


Line width should be designed to match 50Ω characteristic impedance, depending on PCB material and thickness.

**Description: 1608 2.4G&2.5GHz Low Pass Filter**

**PART NUMBER: LPF1608LL53R2400A**

**ELECTRICAL PERFORMANCES**



- Measured on Agilent E5071C Network Analyzer
- Input port : Port 1 (Return loss : S11)
- Output port : Port 3 (Return loss : S33)
- Insertion loss : S31

Frequency Characteristics

In the effort to improve our products, we reserve the right to make changes judged to be necessary.

CONFIDENTIAL AND PROPRIETARY INFORMATION

This document contains confidential and proprietary information of Pulse Electronics, Inc. (Pulse) and is protected by copyright, trade secret and other state and federal laws. Its receipt or possession does not convey any rights to reproduce, disclose its contents, or to manufacture, use or sell anything it may describe. Reproduction, disclosure or use without specific written authorization of Pulse is strictly forbidden.

**Description:** 1608 2.4G&2.5GHz Low Pass Filter

**PART NUMBER:** LPF1608LL53R2400A

### REVISION HISTORY

Revision	Date	Description
Version 1	Oct. 06, 2020	- New issue