






Outdoor 5G/4G Direct Mount Salt Shaker Dipole Antenna

LPTNGP600/71DMN and LPTNGP600/71DMNW – 617 to 7125 MHz



Features & Applications:

-  WiFi 6E, 4G/5G FR1
-  Includes Band 71 (617-698MHz) and CBRs Bands 42 and 48 (3.4-3.7GHz)
-  Utility boxes
-  Smart metering
-  IoT Devices

Electrical specifications @ 25° C

Frequency Bands – 617-960/1710-2700/3300-4200/4400-5000/5150-5925/6000-7125 MHz

| Antenna type ² | Nominal Impedance | Polarization | Radiation pattern | Power withstanding | DC Ground |
|---------------------------|-------------------|--------------|-------------------|--------------------|-----------|
| Dipole | 50Ω | Vertical | Omni | 60W | No |

| Frequency (MHz) | 617-960 | 1710-2700 | 3300-4200 | 4400-5000 | 5150-5925 | 6000-7125 |
|--------------------------------|---------|-----------|-----------|-----------|-----------|-----------|
| VSWR | 3.5:1 | 2:1 | 2:1 | 2:1 | 2:1 | 2:1 |
| Average Peak Gain (dBi) | -1.6 | 2.6 | 3.8 | 2.9 | 2.8 | 3.4 |
| Average Efficiency (%) | 43 | 70 | 75 | 71 | 68 | 67 |
| HPBW Vertical Plane (°) | 90 | 60 | 38 | 60 | 50 | 30 |

Mechanical Specifications

LPTNGP600/71DMN or LPTNGP600/71DMNW³

| Size (Diameter x Height) | Color | Weight | Connector Type | Fixing System ⁴ |
|--------------------------------|-----------------------|--------------------|------------------|----------------------------|
| 40.9 (1.61") x 95.9 (3.77") mm | Black or White | 163grms (0.36lbs) | N-Female | Direct Mount |
| Housing Material | Operating Temperature | Ingress Protection | RoHS-6 Compliant | |
| PET+PC, UV rated | -40°C to +85°C | IP67 | Yes | |

Notes:

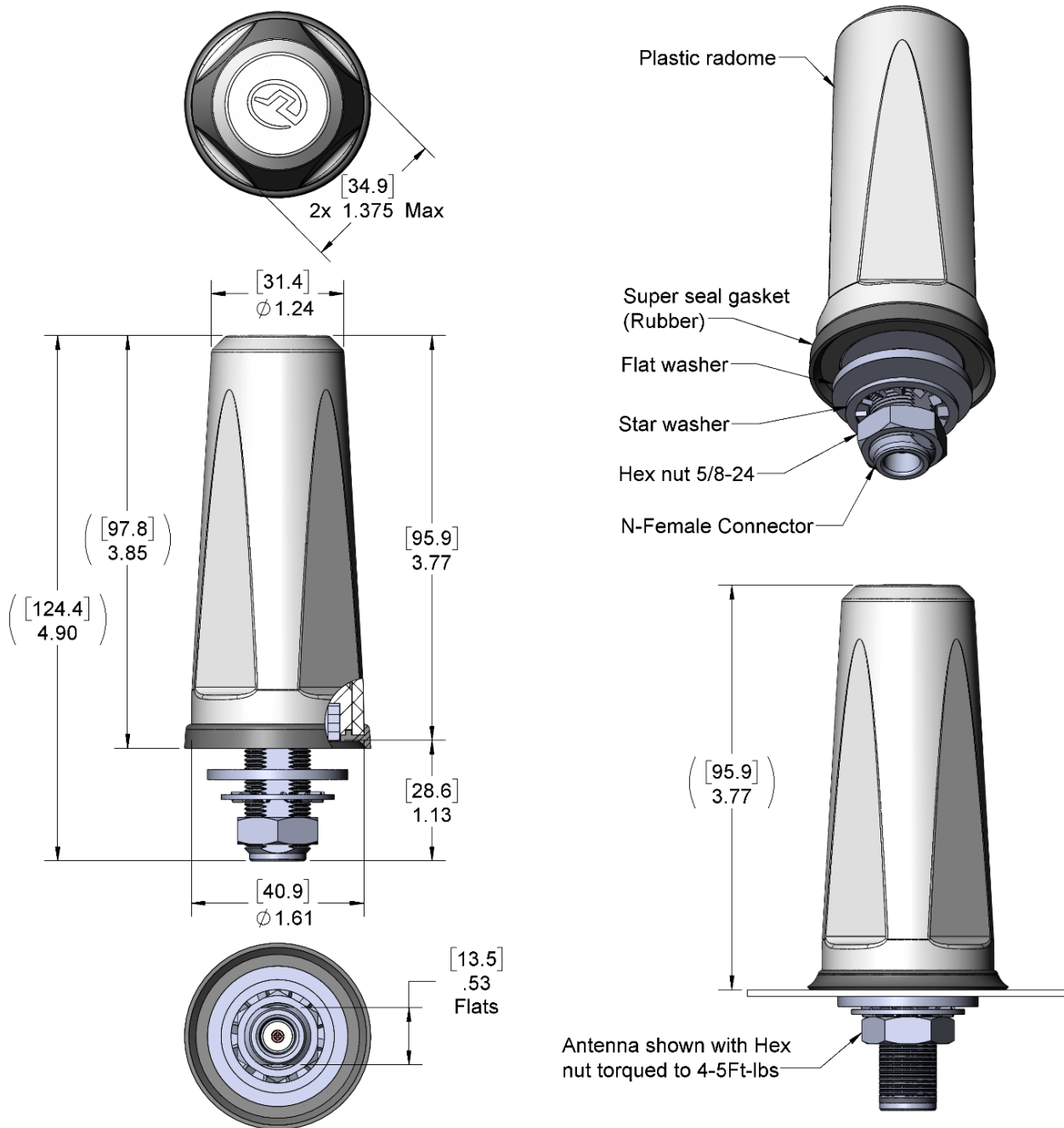
1. Storage Temperature: -40°C to 85°C
2. Measured without ground plane.
3. LPTNGP600/71DMN comes in black, for white add the suffix W and PN becomes LPTNGP600/71DNMW
4. Ø15.9mm (0.625") mounting hole required.

Outdoor 5G/4G Direct Mount Salt Shaker Dipole Antenna

LPTNGP600/71DMN and LPTNGP600/71DMNW – 617 to 7125 MHz

Mechanical Drawing

LPTNGP600/71DMN (W)



Dimensions: Inches (mm)

Unless otherwise specified, all tolerances are $\pm .010$ (0.25mm)

Test Setup

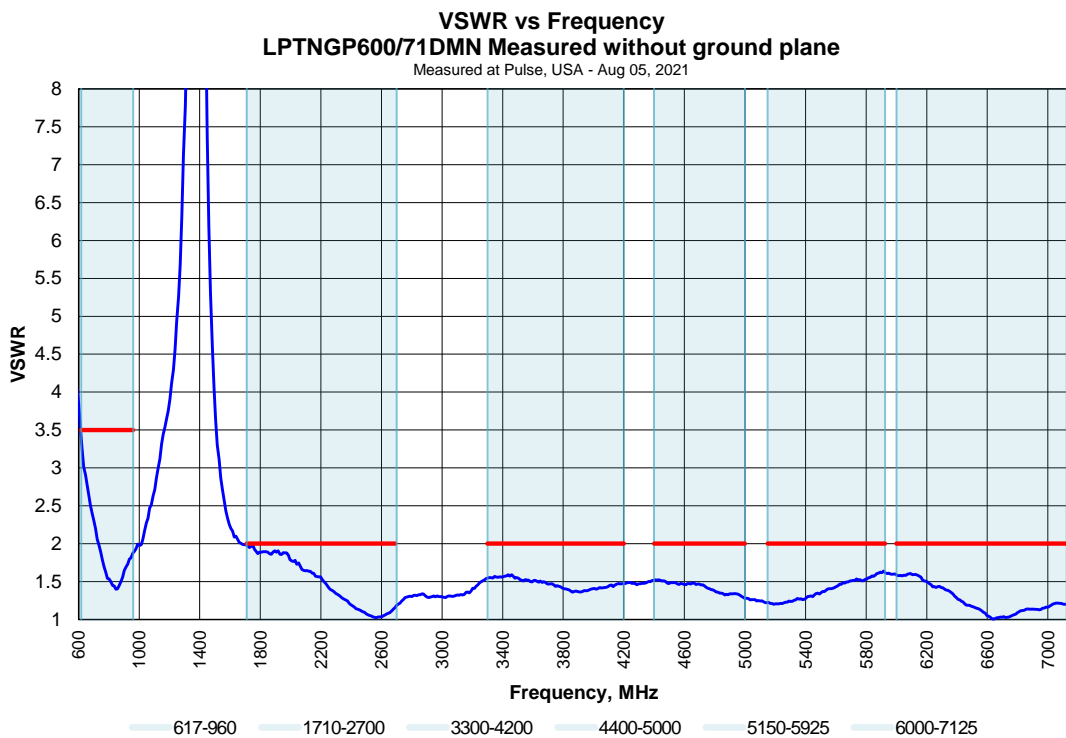
LPTNGP600/71DMN (W)



LPTNGP600/71DMN antenna sample measured without ground plane.

Charts- VSWR

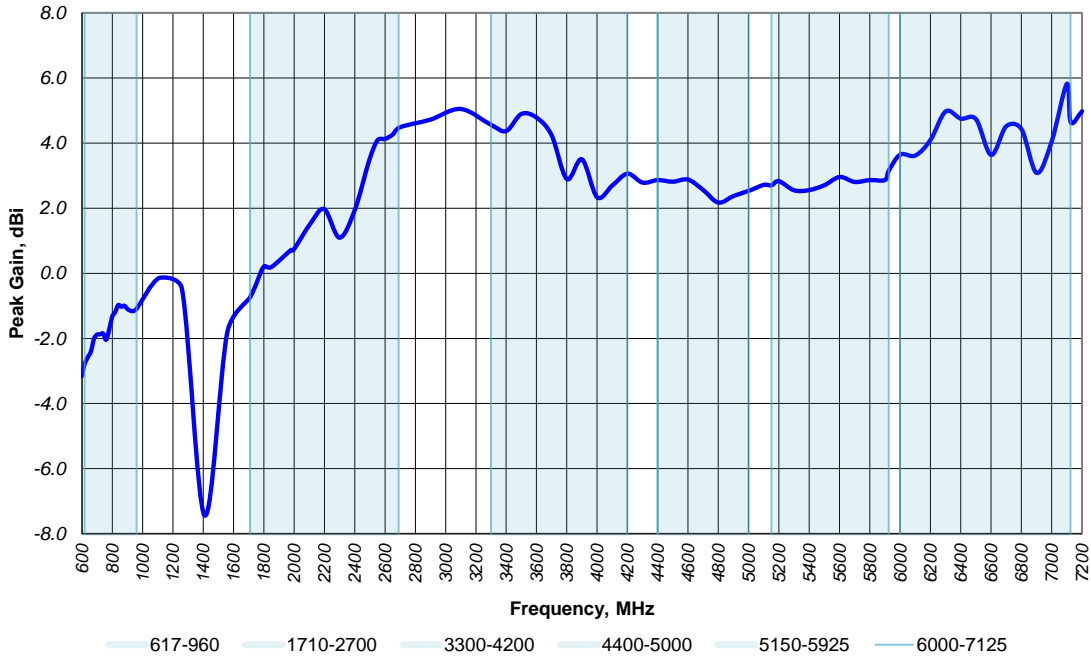
LPTNMP600/71DMN (W)



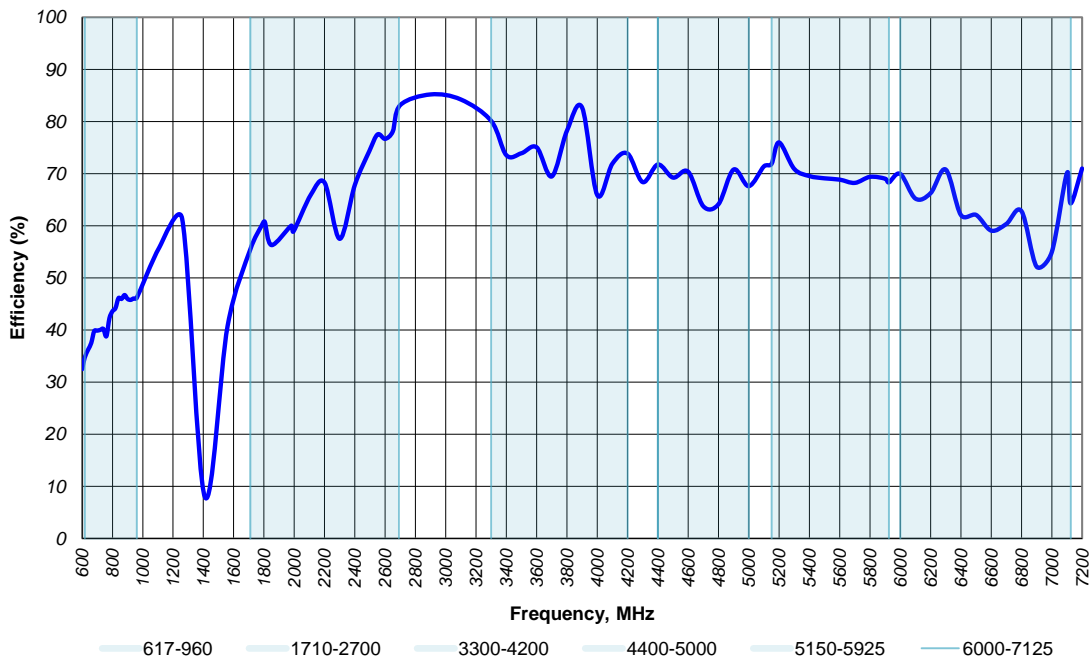
Charts- Peak Gain and Efficiency

LPTNGP600/71DMN (W)

Peak Gain vs Frequency
 LPTNGP600/71DMN Measured without ground plane
 Measured at Pulse, USA - Aug 05, 2021

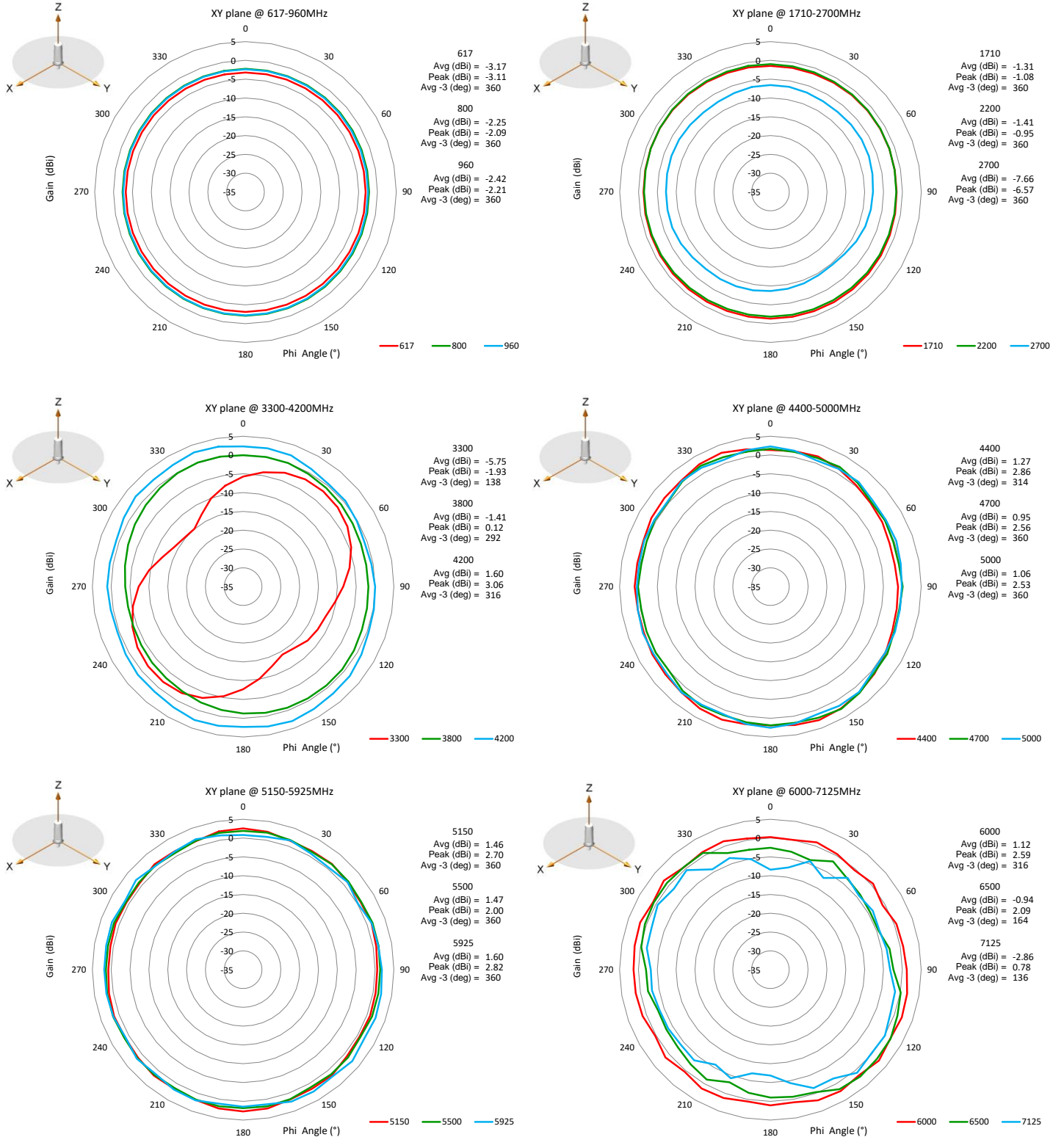


Efficiency vs Frequency
 LPTNGP600/71DMN Measured without ground plane
 Measured at Pulse, USA - Aug 05, 2021



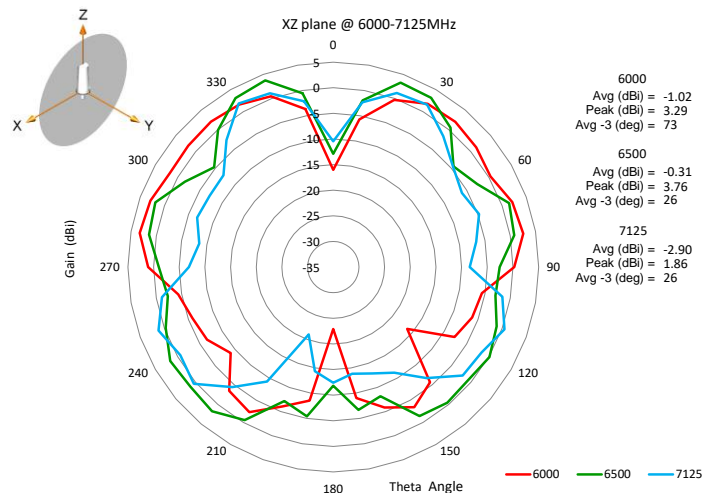
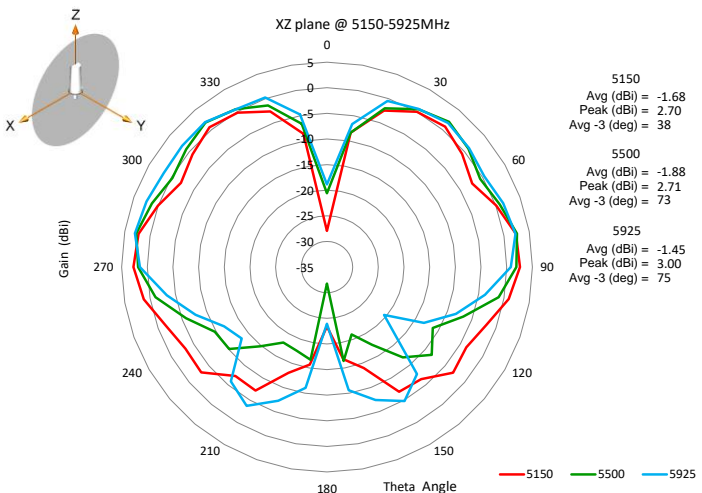
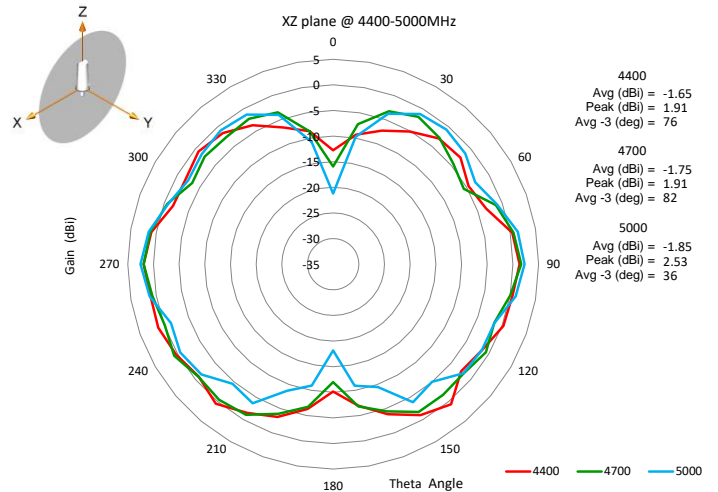
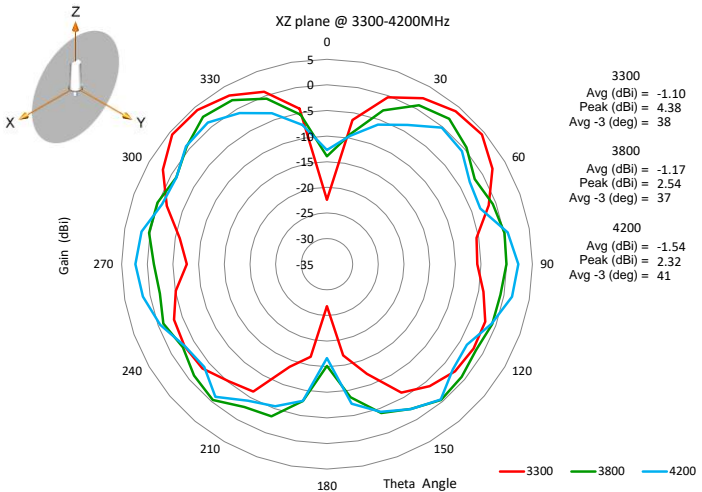
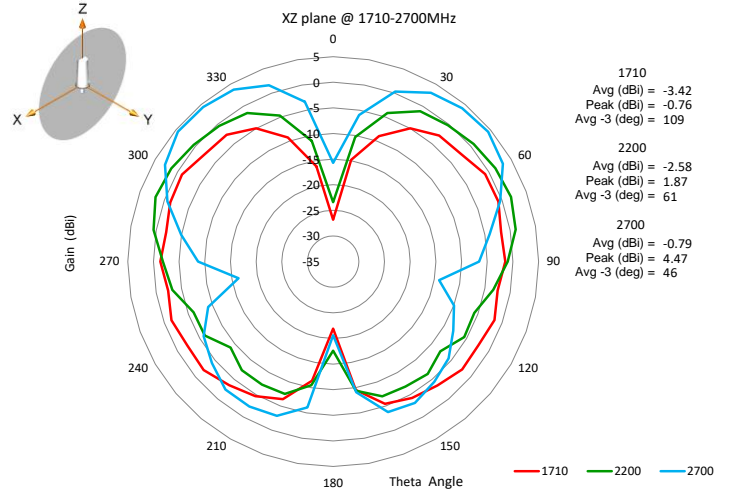
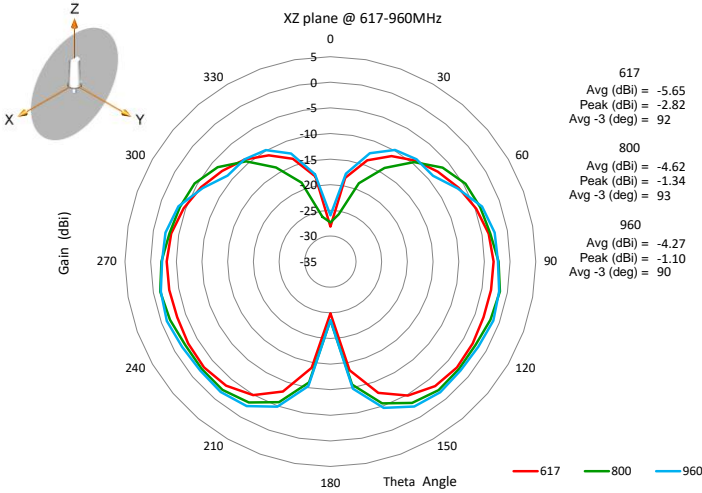
Charts- XY Gain Plots

LPTNGP600/71DMN (W)



Charts – XZ Gain Plots

LPTNGP600/71DMN (W)



Packaging

LPTNGP600/71DMN (W)

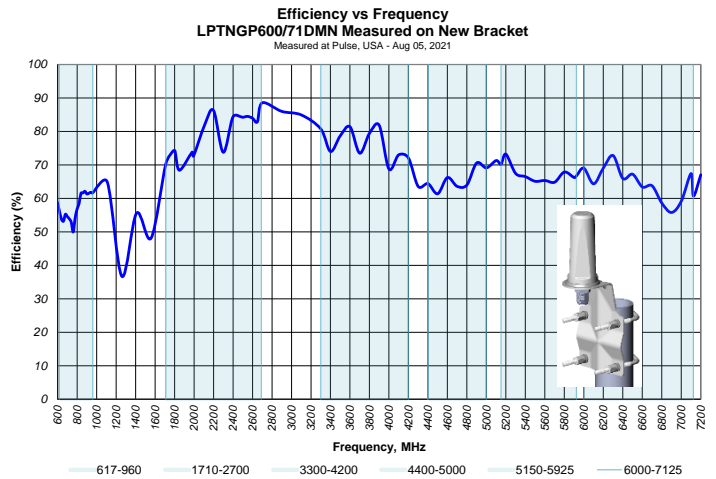
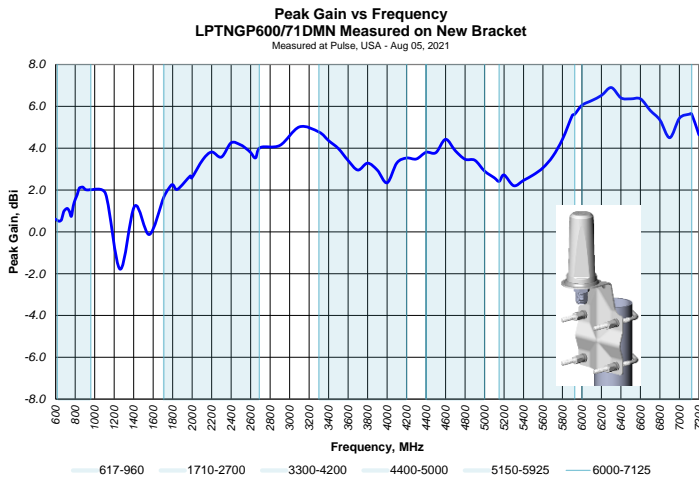
Packaging info:

- 1 antenna packed in a plastic bag.
- 1 label on each plastic bag with part number, description, date code.

Additional Product Info

LPTNGP600/71DMN (W)

LPTNGP600/71DMN Kitted with ROKITSS (Reference only, Bracket not included)



Family Products – LPT (Low Profile Transit)

5G / 4G LPT Products

| Orderable PN | Connector Type | DC Ground (DCG) | Color |
|--|----------------|-----------------|------------------|
| LPT600/71DMN (or LPT600/71DMNW) | N-Female | No | Black (or White) |
| LPTDCG600/71DMN (or LPTDCG600/71DMNW) | N-Female | Yes | Black (or White) |
| LPTNGP600/71DMN (or LPTNGP600/71DMNW) ¹ | N-Female | No | Black (or White) |
| LPTNGPDCG600/71DMN (or LPTNGPDCG600/71DMNW) ¹ | N-Female | Yes | Black (or White) |
| LPT600/71NM (or LPT600/71NMW) | N-Male | No | Black (or White) |
| LPTDCG600/71NM (or LPTDCG600/71NMW) | N-Male | Yes | Black (or White) |
| LPT600/71NMO (or LPT600/71NMOw) | NMO-Pogo | No | Black (or White) |
| LPTDCG600/71NMO (or LPTDCG600/71NMOw) | NMO-Pogo | Yes | Black (or White) |

Notes:

- 'NGP' stands for 'No Ground Plane'. LPTNGP600/71DMN or LPTNGP600/71DMNW is a ground independent antenna. Antenna was tuned without a ground plane.
- Please contact sales for availability, lead time, and/or any special requests. Samples available upon request.

For More Information:

Americas - antennas.us@pulseelectronics.com | Europe – antennas.eu@pulseelectronics.com | Asia – antennas.as@pulseelectronics.com | Questions? +1-800-ANTENNA
Performance warranty of products offered on this data sheet is limited to the parameters specified. Data is subject to change without notice. Other brand and product names mentioned herein may be trademarks or registered trademarks of their respective owners. © Copyright , 2020. Pulse Electronics, Inc. All rights reserved.