

# SMT Power Inductors

Shielded Drum Core - PA4337.XXXNLT Series



- Ⓢ **Height:** 4.5mm Max
- Ⓢ **Footprint:** 6.3mm x 6.3mm Max
- Ⓢ **Current Rating:** up to 6.5A
- Ⓢ **Inductance Range:** 0.47uH to 1500uH
- Ⓢ *Shielded magnetic circuit reduces leakage flux, Fe base metal core enables high saturation and metalized core termination results in excellent shock resistance.*

### Electrical Specifications @ 25°C - Operating Temperature -40°C to +125°C

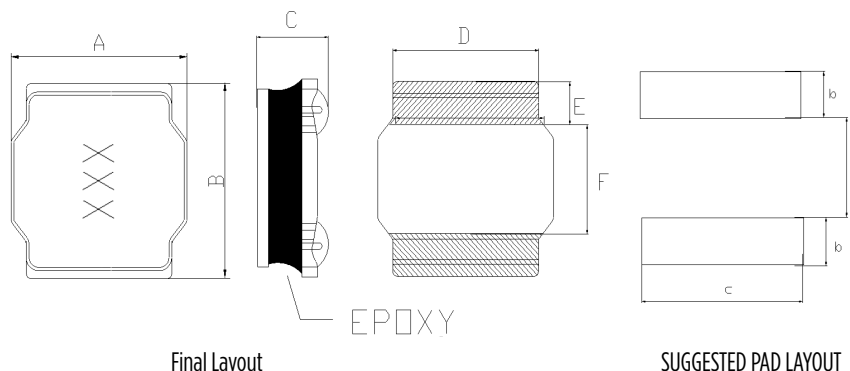
Part Number	Inductance 100 KHz, 1V	DC Resistance	Saturation Current	Rated Current
		± 30%	≤30% Drop	<40°C Rise
	uH	mΩ	A	A
PA4337.471NLT	0.47±30%	8	10.00	6.50
PA4337.472NLT	4.7±20%	26	5.00	3.00
PA4337.103NLT	10.0±20%	46	3.30	2.50
PA4337.333NLT	33.0±20%	140	1.65	1.40
PA4337.104NLT	100±20%	416	1.00	0.80
PA4337.334NLT	330±20%	2000	0.50	0.45
PA4337.105NLT	1000±20%	4500	0.30	0.30
PA4337.155NLT	1500±20%	6989	0.28	0.21

#### Notes:

- Actual temperature of the component during system operation (ambient plus temperature rise) must be within the standard operating range.
- The saturation current is the current at which the initial inductance drops approximately 30% at the stated ambient temperature. This current is determined by placing the component in the specified ambient environment and applying a short duration pulse current (to eliminate self-heating effect) to the component.
- The Rated Current is the DC current required to raise the component temperature by 40 °C maximum. Take note that the component's performance varies depending on the system condition. It is suggested that the component be tested at the system level, to verify the temperature rise of the component during system operation.

### Mechanical

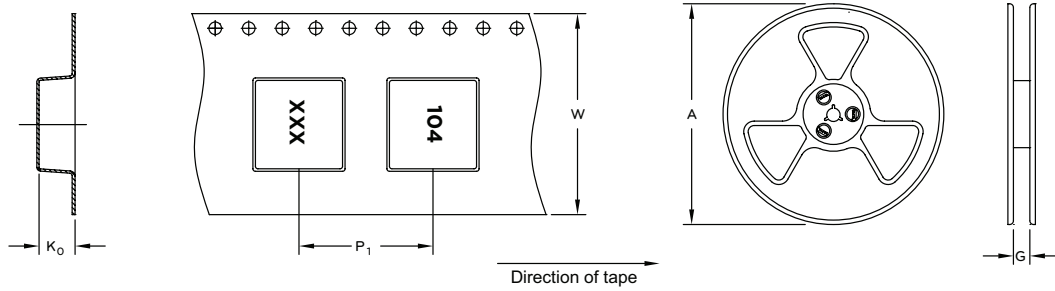
PA4337.XXXNLT



Series	A	B	C	D	E	F	a	b	c
PA4337.XXXNLT	6.0±0.3	6.0±0.3	4.5MAX	4.9±0.3	1.65±0.3	2.7±0.3	2.4 TYP	1.85TYP	5.1 TYP

All Dimensions in mm.

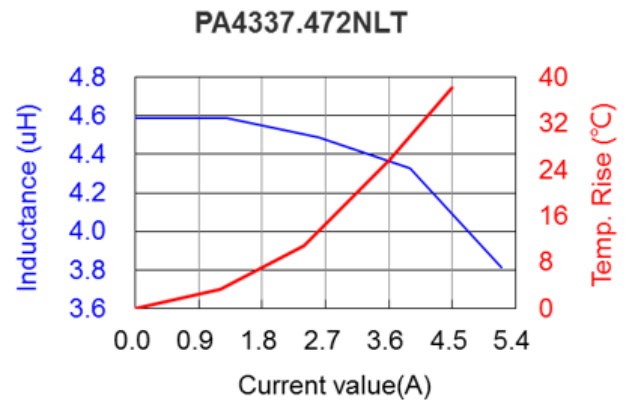
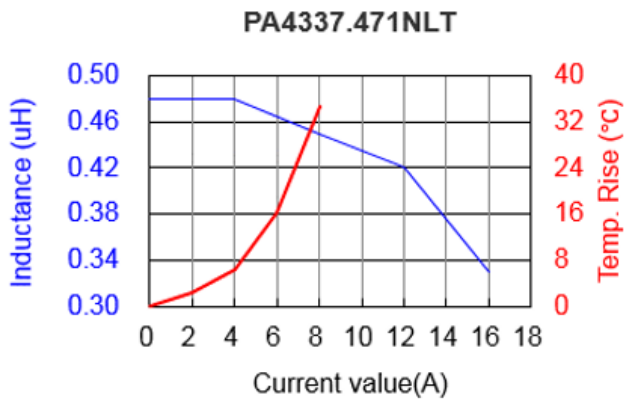
## TAPE & REEL INFO



### SURFACE MOUNTING TYPE, REEL/TAPE LIST

TYPE	REEL SIZE (mm)		TAPE SIZE (mm)			QTY
	A	G	P <sub>1</sub>	W	K <sub>0</sub>	PCS/REEL
PA4337.XXXNLT	Ø330	16.5	8	16	4.75	1500

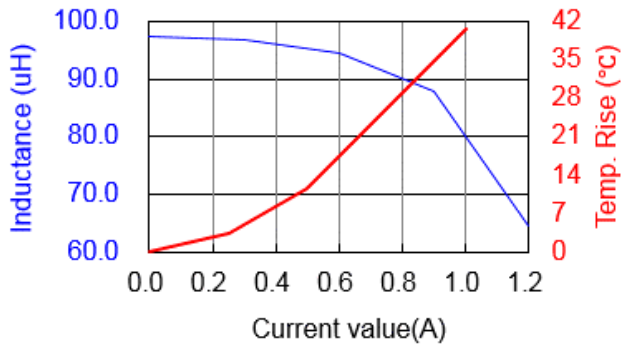
## Typical Performance Curves



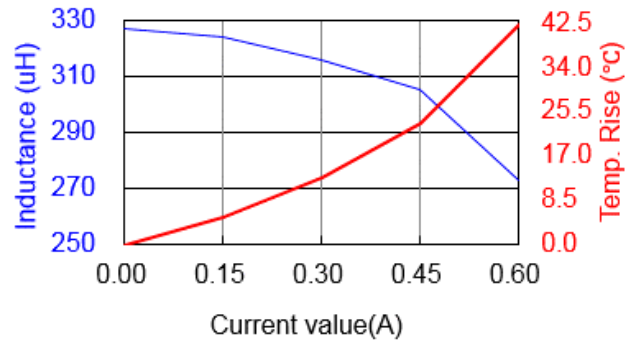
# SMT Power Inductor

Shielded Drum Core - PA4337.XXXNLT Series

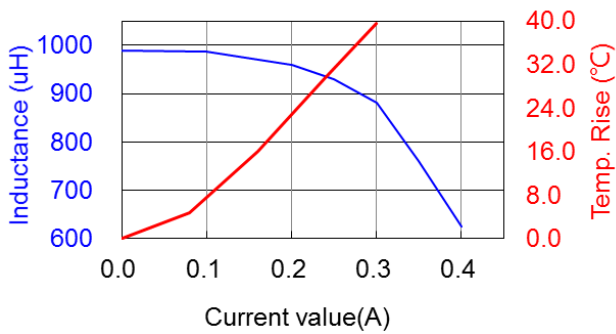
PA4337.104NLT



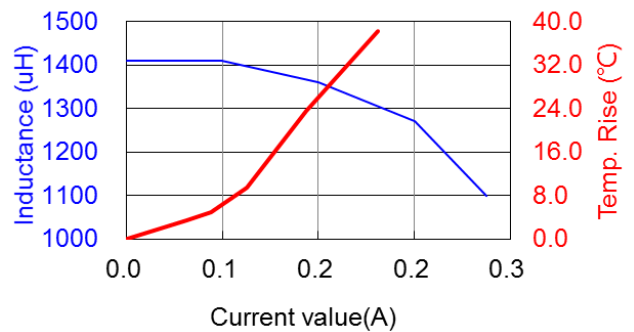
PA4337.334NLT



PA4337.105NLT



PA4337.155NLT



## For More Information

Americas - [prodinfo\\_power\\_americas@yageo.com](mailto:prodinfo_power_americas@yageo.com) | Europe - [prodinfo\\_power\\_emea@yageo.com](mailto:prodinfo_power_emea@yageo.com) | Asia - [prodinfo\\_power\\_asia@yageo.com](mailto:prodinfo_power_asia@yageo.com)

Performance warranty of products offered on this data sheet is limited to the parameters specified. Data is subject to change without notice. Other brand and product names mentioned herein may be trademarks or registered trademarks of their respective owners. © Copyright, 2023. Pulse Electronics, Inc. All rights reserved.

YAGEO Corporation and its affiliates do not recommend the use of commercial or automotive grade products for high reliability applications or manned space flight.