


# Internal 5G/4G FPC Antenna with Cable Assembly

W3929xxxx - 617MHz to 3900MHz



## Applications:

- ④ 4G and 5G Products
- ④ Adheres to plastic surfaces and foldable for tight spaces
- ④ Challenging RF Environments Demanding:
  - Highest Peak Gain
  - Excellent Radiation Patterns
- ④ Security, Video, Graphics
- ④ IoT, SmartGrid, Meters, Remote Monitoring, Sensor Networks

### Electrical Specifications @ 25°C - Operating Temperature -40°C to +85°C

#### Frequency Bands - 617-6000 MHz

Antenna Type	Nominal Impedance	Return Loss	Radiation Pattern	Polarization	Power Withstanding
FPC	50Ω	<-6 db	Omni	Linear	3W
Frequency	<b>617-960MHz</b>	<b>1710-2690MHz</b>	<b>3400-3900MHz</b>		
Gain	2 dBi	2 dBi	2 dBi		
Efficiency	60%	60%	60%		

### Mechanical Specifications

Orderable PN: W3929B0100

Size – (Dia x Length)	Antenna Color / Material	Connector Type	Cable Type	Cable Length	Fixing System
115.8mm x 30.4mm	BLACK FPC	Equivalent of I-PEX MHF	AWG#321.13MM	100MM	3M 467 Tape

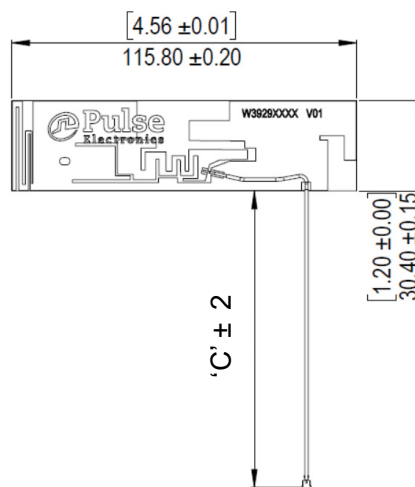
#### Notes:

Storage Temperature: -40°C to 85°C

Other connector types and custom cable lengths are available upon request

## Mechanical

W3929xxxx



Dimensions:  $\frac{\text{Inches}}{\text{mm}}$

Unless otherwise specified,  
all tolerances are  $\pm \frac{.010}{0,25}$


# Internal 5G/4G FPC Antenna with Cable Assembly

W3929xxxx - 617MHz to 3900MHz

## Test Setup

W3929xxxx

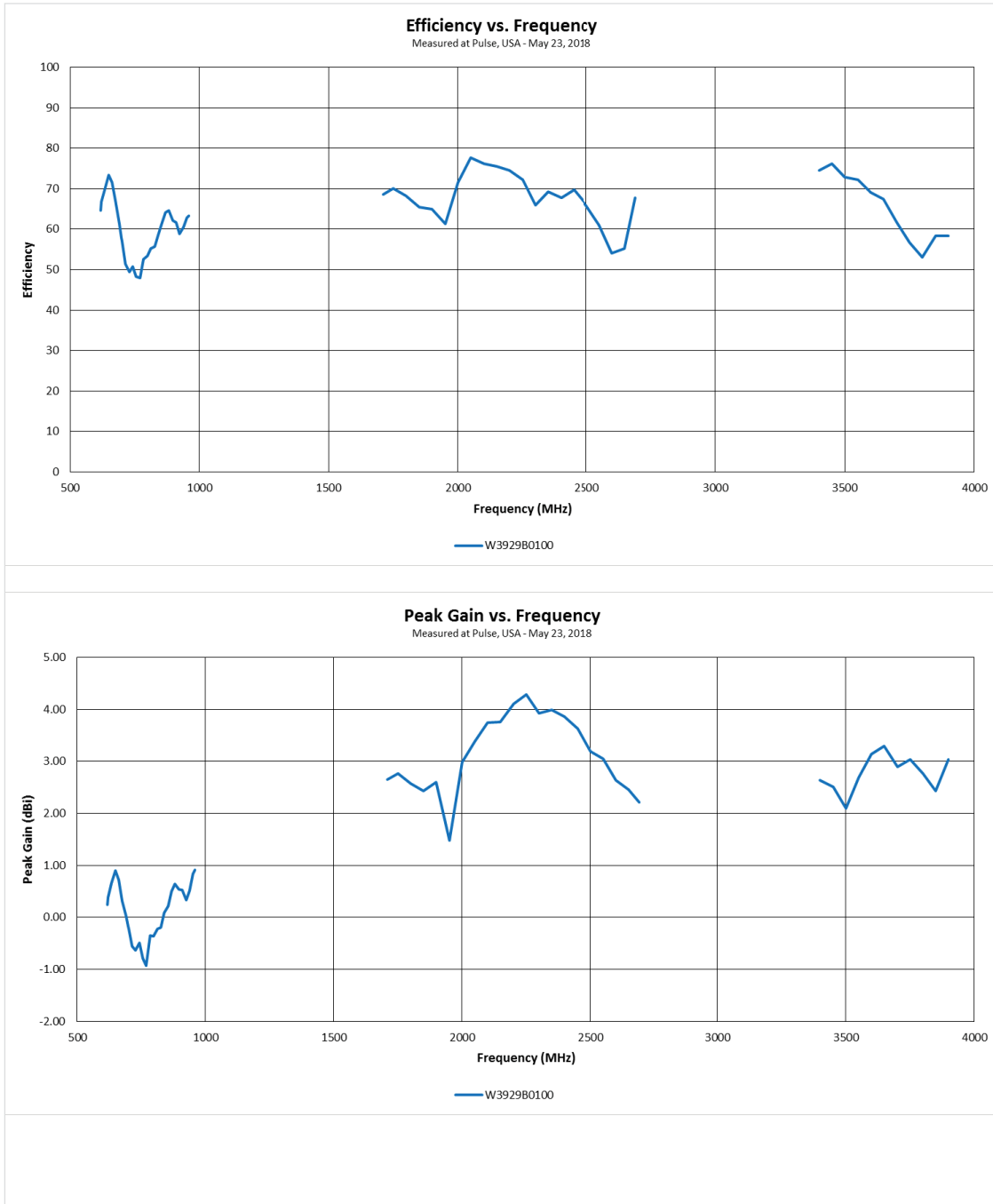
RF parameter testing is done when antenna is mounted on 2 mm thick plastic plate.



W3929xxxx - 617MHz to 3900MHz

## Charts

W3929xxxx

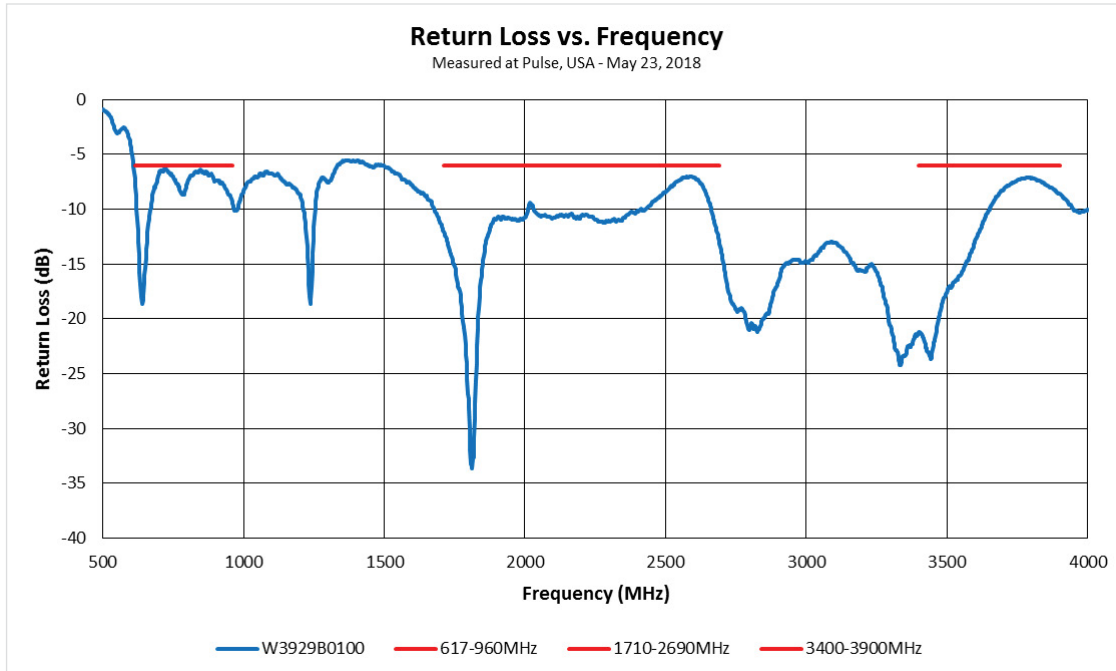


# Internal 5G/4G FPC Antenna with Cable Assembly

W3929xxxx - 617MHz to 3900MHz

## Charts

W3929xxxx

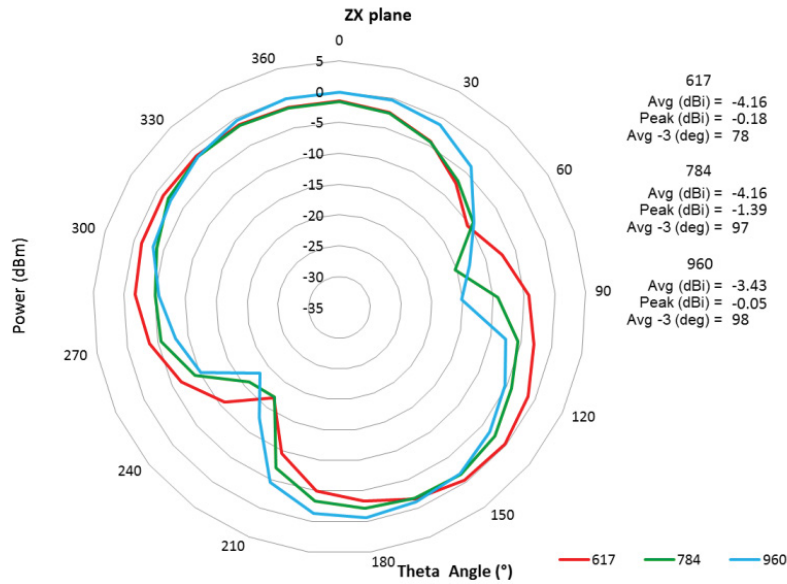


W3929xxxx - 617MHz to 3900MHz

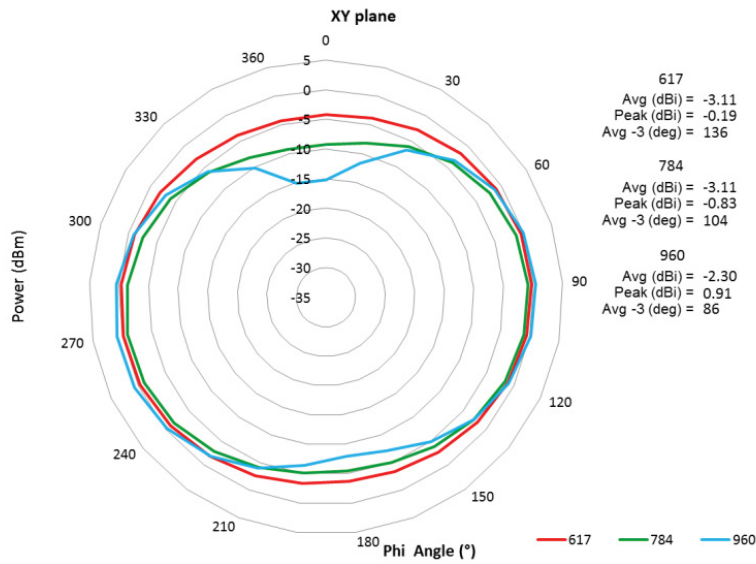
Radiation Patterns Charts

617MHz - 960MHz

Elevation Plane



Azimuth Plane

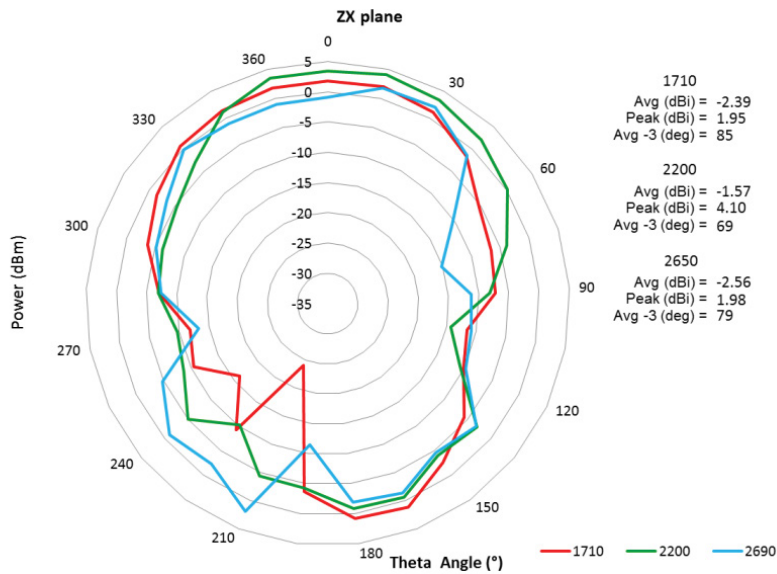


W3929xxxx - 617MHz to 3900MHz

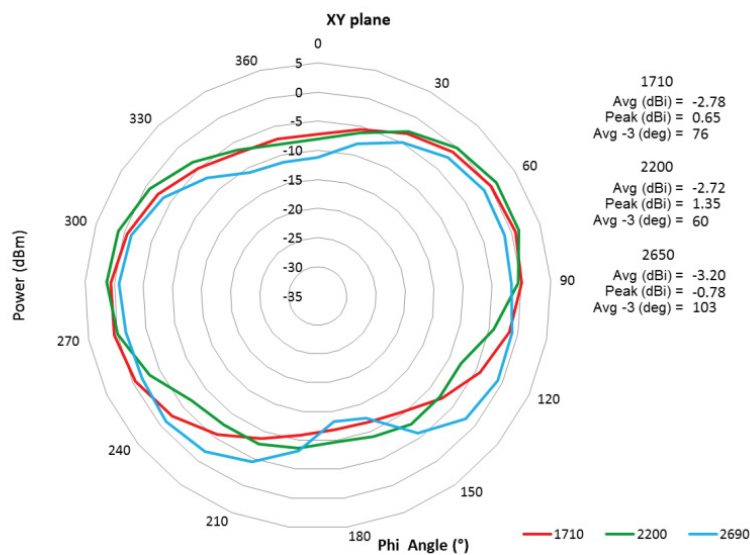
Radiation Patterns Charts

1710MHz - 2690MHz

Elevation Plane



Azimuth Plane

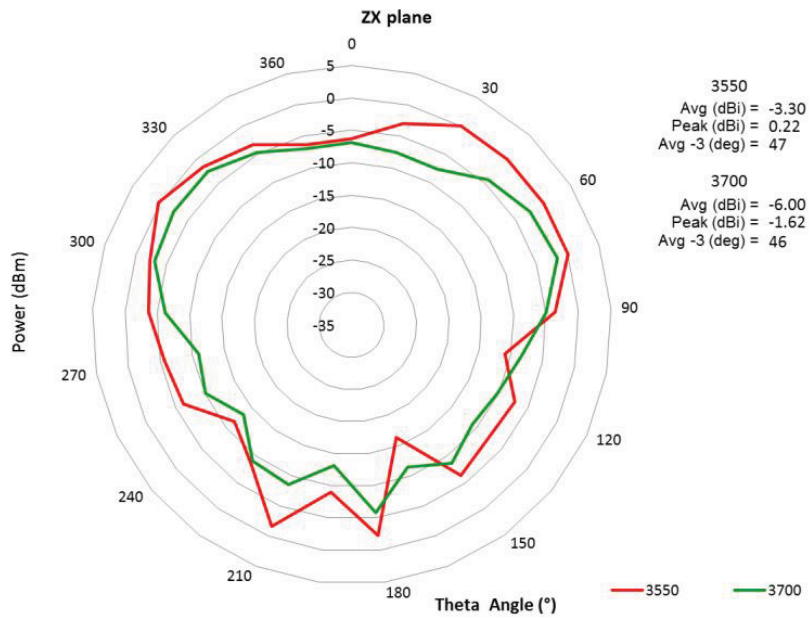


W3929xxxx - 617MHz to 3900MHz

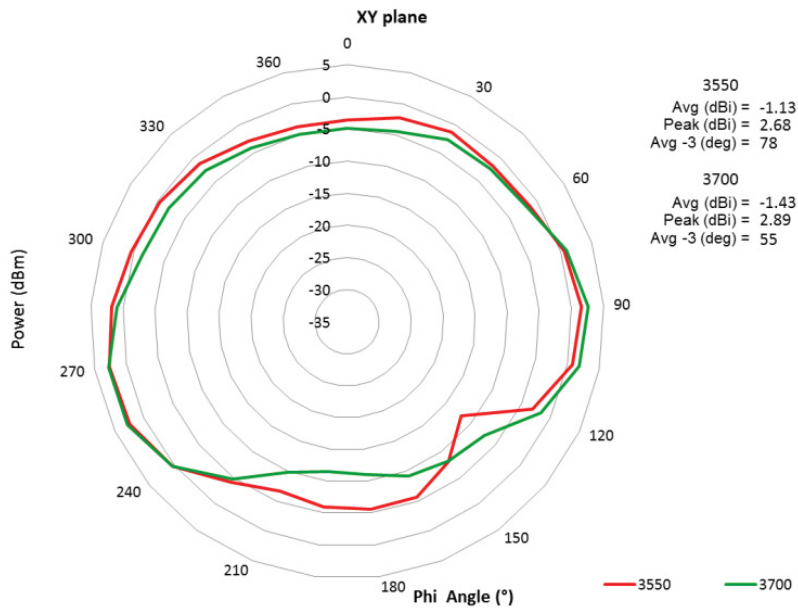
Radiation Patterns Charts

3400MHz - 3900MHz

Elevation Plane



Azimuth Plane



# Internal 5G/4G FPC Antenna with Cable Assembly

W3929xxxx - 617MHz to 3900MHz

## PACKAGING

W3929xxxx

10pcs antenna per PE bag  
10pcs PE bags per form bag  
12pcs form bag per package box  
Total 1200pcs per package box  
Package box: 460mm\*235mm\*140mm

### For More Information:

Americas - [antennas.us@pulseelectronics.com](mailto:antennas.us@pulseelectronics.com) | Europe - [antennas.eu@pulseelectronics.com](mailto:antennas.eu@pulseelectronics.com) | Asia - [antennas.as@pulseelectronics.com](mailto:antennas.as@pulseelectronics.com) | Questions? +1-800-ANTENNA

Performance warranty of products offered on this data sheet is limited to the parameters specified. Data is subject to change without notice. Other brand and product names mentioned herein may be trademarks or registered trademarks of their respective owners. © Copyright, 2020. Pulse Electronics, Inc. All rights reserved.